

The pure wellbeing  
experience

*Perfect Wellne\$*

**effegibi®**







For over 25 years,  
Effegibi has been  
designing and  
manufacturing saunas  
and Turkish baths  
with state-of-the-art  
technology

Da oltre 25 anni  
Effegibi  
progetta e produce  
saune e bagni turchi  
con tecnologie  
all'avanguardia

Effegibi is central to a story that starts with tradition and stretches right into the most innovative future. This is a story of wellbeing, of the ancient traditions of the sauna and the Turkish bath that today's advanced technology and design excellence have clothed in a new guise. This evolution has been made possible by our company that, since 1987, has focused entirely on this sector and we are proud to offer saunas and Turkish baths that are 100% Italian, from design to manufacture.

This philosophy has enabled Effegibi to become the well-deserved leader in our field, winning the trust of our customers the world over. One of our strong points is the excellence of our high-tech solutions, always in the vanguard of progress with long-lasting, energy-saving products of certified quality, requiring very little maintenance.

In addition to our constant quest for high performance and practicality, we at Effegibi are fully aware that feeling good equates to looking good and so we take just as much care over aesthetics. Our saunas and Turkish baths feature clean lines traced by such famous designers, often with generous expanses of glass that transform them into stylish items of furniture. We use only eco-friendly materials, with no plastic and the wood is always top quality from reliable sources that do not cause deforestation or endanger rare trees under threat. Effegibi's extraordinary know-how translates into precise made-to-measure solutions.

Effegibi è al centro di una storia che parte dalla tradizione e arriva nel futuro più innovativo. La storia è quella del benessere, di antichi riti come la sauna e il bagno turco che oggi assumono una veste contemporanea grazie a tecnologie avanzate e raffinato design. Dietro a questa evoluzione c'è un'azienda che dal 1987 ha dedicato la sua attività unicamente a questo settore, orgogliosa di offrire una produzione di bagni turchi e saune interamente italiana, dalla progettazione alla produzione.

Con questa filosofia Effegibi è divenuta meritatamente leader nel suo campo, conquistando la fiducia di clienti in tutto il mondo. Un punto di forza è dato dall'eccellenza delle soluzioni tecnologiche, sempre all'avanguardia che garantiscono prodotti di qualità certificata, di lunga durata, con manutenzione ridottissima e risparmio energetico.

Oltre a ricercare elevate prestazioni e funzionalità, Effegibi sa bene che benessere fa rima con "bell'essere", e quindi pone uguale attenzione anche all'estetica. Saune e bagni turchi sono disegnati con linee pulite, tracciate da illustri designer, spesso con grandi aperture vetrate che le trasformano in eleganti oggetti di arredamento. I materiali sono ecocompatibili, non viene utilizzata plastica, i tipi di legno sono di prima scelta e non provengono da deforestazione o da alberi in estinzione. Lo straordinario know-how di Effegibi si traduce in accurate soluzioni su misura.

All Effegibi products are subject to quality checks in terms of both their aesthetics and functions. The safety of Effegibi products is certified by all the leading international certification bodies to guarantee compliance with the most rigorous current standards.

Ogni articolo Effegibi è sottoposto a verifiche qualitative sia sotto l'aspetto estetico che funzionale. La sicurezza dei prodotti Effegibi è certificata a livello internazionale dai principali marchi di qualità che garantiscono il rispetto delle più severe normative vigenti.



**Sistemi integrati sauna + hammam:**

21 BodyLove  
37 Logica  
54 Logica SH  
69 Mid

**Saune:**

21 BodyLove S  
92 Logica S  
101 One S  
110 Sky  
123 Sky Corner  
133 Air  
147 Gym  
155 Auki

**Biosauna**

170

**Hammam:**

Prodotti completi:

21 BodyLove H  
175 Topkapi  
96 Logica H  
101 One H  
185 H

Generatori di vapore:

205 Touch&Steam  
219 Aquasteam  
227 Easystem  
235 Nuvola Smart Power

Porte con generatore di vapore integrato:

270 Omniasteam Touch

Sistema doccia:

249 FeelGood

**Steambox**

274

**Complementi:**

278 ESS - Effegibi Sound System  
279 ECC - Effegibi Comfort Control  
282 Porte e vetrate per hammam  
291 Sedute e fonti per hammam  
296 Arredi e accessori  
301 Essenze

302 SCHEDE PRODOTTI  
326 FRANÇAIS  
330 DEUTSCH  
334 ESPAÑOL  
338 РУССКИЙ  
342 中文

**Combined Sauna + Hammam systems:**

21 BodyLove  
37 Logica  
54 Logica SH  
69 Mid

**Saunas:**

21 BodyLove S  
92 Logica S  
101 One S  
110 Sky  
123 Sky Corner  
133 Air  
147 Gym  
155 Auki

**Bio-sauna**

170

**Hammam:**

Complete products:

21 BodyLove H  
175 Topkapi  
96 Logica H  
101 One H  
185 H

Steam generators:

205 Touch&Steam  
219 Aquasteam  
227 Easystem  
235 Nuvola Smart Power

Doors with built-in steam generator:

270 Omniasteam Touch

Shower system:

249 FeelGood

**Steambox**

274

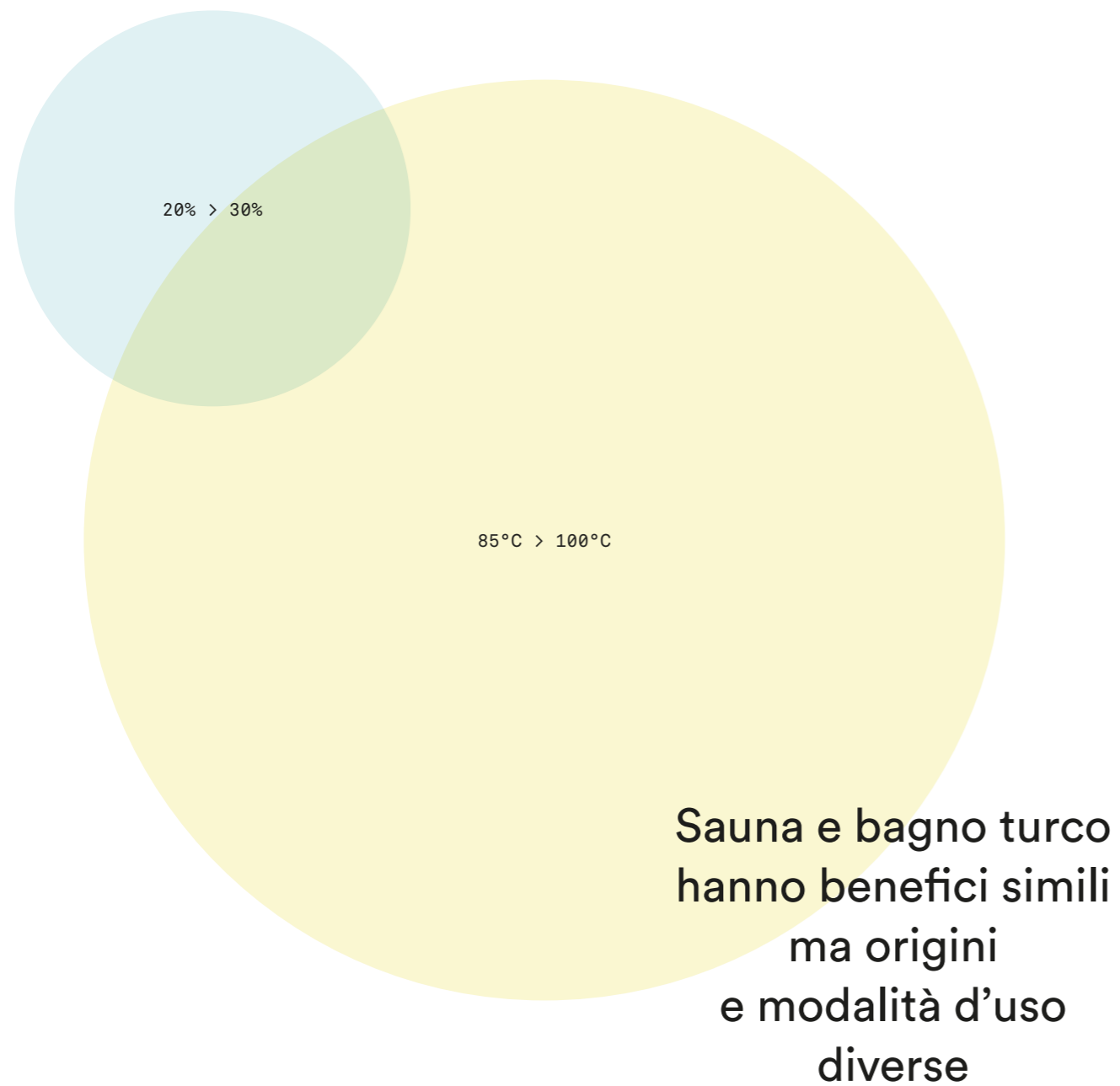
**Accessories:**

278 ESS - Effegibi Sound System  
279 ECC - Effegibi Comfort Control  
282 Doors and glass panels (hammam)  
291 Seating and Springs (hammam)  
296 Other accessories  
301 Essential oils

302 DATA SHEETS  
326 FRANÇAIS  
330 DEUTSCH  
334 ESPAÑOL  
338 РУССКИЙ  
342 中文



## Finnish sauna



## Turkish bath



## The Finnish sauna

From its Scandinavian beginnings it has conquered the whole world.

The heat in a sauna can reach temperatures up to 100°C but the low humidity (20-30%) transforms this into a pleasant embrace that relaxes the muscles and stimulates bodily purification.

The wood exudes the perfumes of nature, issuing a primitive call to rediscover your inner calm, freeing the mind of all stress.

*First build your sauna  
and then build your house.*

This old Finnish saying tells how a simple bath of warm, dry air can become the beating heart of your daily wellbeing.

### Sauna finlandese

Un rito che dal Nord Europa si è diffuso in tutto il mondo.

Nella sauna il calore può raggiungere temperature fino ai 100°C, ma grazie alla bassa umidità (20-30%) si trasforma in un piacevole abbraccio che rilassa la muscolatura e favorisce la depurazione dell'organismo. Dal legno si sprigiona il profumo della natura, un primitivo invito a ritrovare la serenità della mente liberando tutte le tensioni.

*Prima costruisci la tua sauna,  
in seguito la tua casa.*

Questo antico detto finlandese racconta come un semplice bagno di aria calda e secca possa divenire il centro vitale del proprio benessere quotidiano.

## The Turkish bath

Water equals health, including when it is in the form of a cloud of steam enveloping the body. In far off days this secret was discovered by the Ancient Greeks, Romans and all those Middle Eastern peoples who made the Turkish bath a philosophy of life. In contrast to the sauna, the humidity reaches 100% and the temperature never exceeds 48°C.


Seated on marble or natural stone, enveloped in an impalpable mist, you inhale the warm steam, decongesting the lungs and your sweat carries away all toxins as you distance yourself from the surrounding space, becoming aware of only the feelings of your own body.

### Bagno turco

L'acqua è salute, anche quando assume la forma di una nuvola di vapore che avvolge il corpo.

L'hanno scoperto in tempi lontani i greci, i romani, i popoli mediorientali che hanno fatto del bagno turco una filosofia di vita. Al contrario della sauna, l'umidità raggiunge il 100% e le temperature non superano i 48 °C. Seduti sul marmo o sulla pietra, avvolti da una nebbia impalpabile, s'inala il tiepido vapore che decongestiona il respiro, ci si libera attraverso il sudore di ogni tossina, ci si estranea dallo spazio circostante e si avverte soltanto la percezione del proprio corpo.





←  
A made-to-measure  
Sauna and Hammam  
with an external  
Nuvola Smart Power  
steam generator



EFFEGIBI CUSTOM MADE






EFFEGIBI CUSTOM MADE

Saune, hammam e sistemi Effegibi possono essere adattati a qualunque spazio: realizza il tuo personale centro benessere, progettato su misura per sfruttare al meglio ogni ambiente disponibile.

Effegibi saunas, Hammams and complete systems can be adapted to fit any space. Create your very own personal spa, tailor-made to make the very best use of any available environment.





EFFEGIBI CUSTOM MADE

**Personalizza  
la tua sauna con un legno  
dal sapore speciale:  
finiture uniche e rare,  
che portano  
il segno della storia**

**Personalise your sauna  
with a very special  
type of wood,  
unique stylish finishes  
that bear the hallmark  
of history.**







→ The Effegibi  
in-house technology R&D  
and production departments  
guarantee a highly  
professional personalised  
service





→ Version:  
BodyLove H.  
Finishes: grès porcelain  
Auvergne.  
Wall-fitted bench in Corian®  
with teak accessories.

# BodyLove

SAUNA + HAMMAM

Design: Rodolfo Dordoni  
with Michele Angelini

Sistema modulare  
che unisce sauna,  
bagno turco, doccia:  
una vera Spa personale,  
progettata  
per essere versatile  
ed elegante



The modular system  
combining sauna,  
Turkish bath  
and shower.  
A real personal spa  
designed for versatility  
and style.

→ Sistema modulare integrato con sauna, bagno turco e doccia  
 → Modular system combining sauna, Turkish Bath and shower

→ Ampia possibilità di composizione degli ambienti Sauna e Hammam per soluzioni personalizzate con l'area benessere  
 → Multiple combining options for Sauna and Turkish Bath unit for individual solutions within the wellness area

→ Sauna disponibile nelle finiture hemlock canadese e legno massiccio termotrattato  
 → Sauna wood finish available in Canadian Hemlock and heat-treated hardwood

→ Componenti hammam di eccezionale qualità: gres porcellanato Champagne o Auvergne oppure vetro a canne, panche bianche in Corian®, accessori in Teck  
 → Turkish bath materials of outstanding quality: laminated grès porcelain Champagne or Auvergne or cane glass, Corian® white benches, teak accessories

→ Hammam con tecnologia generatore Nuvola Smart Power ispezionabile dall'esterno  
 → Hammam technology equipped with Nuvola Smart Power steam generator accessible from outside

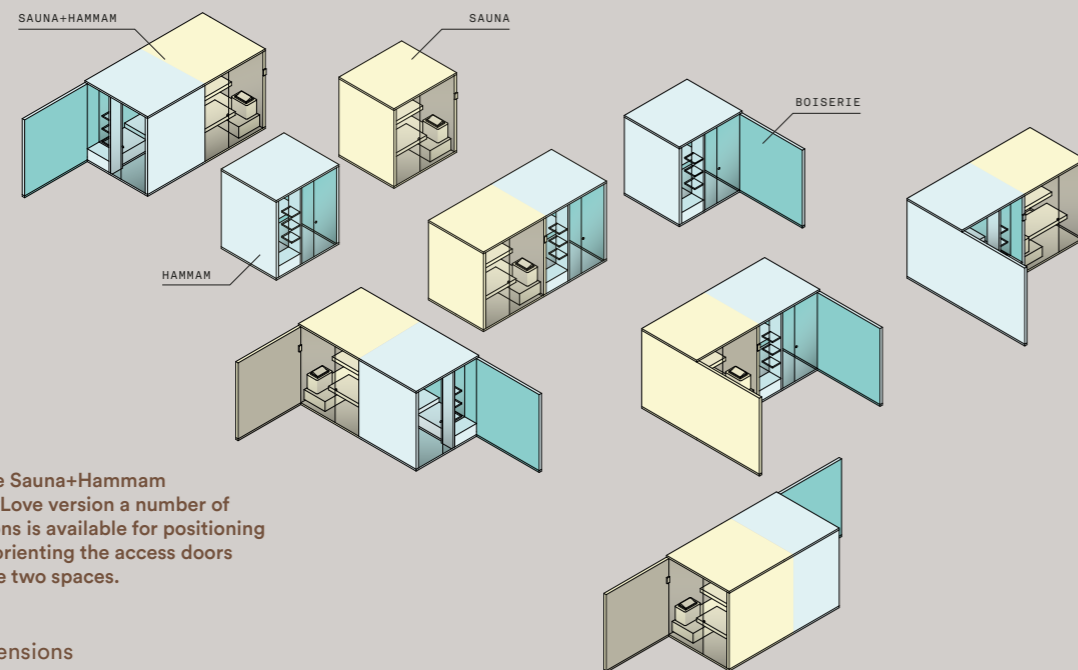
→ Finiture in vetri extrachiari in 10 mm per sauna e hammam  
 → Sauna and Hammam glass finish: extra clear 10mm glass

→ Finiture interne totalmente piastrellabili anche con altri rivestimenti per realizzazioni su misura  
 → Internal walls available to be tiled with other materials for made to measure projects

→ BodyLove offre tantissime possibilità di personalizzazione in termini di scelta e abbinamento dei materiali  
 → BodyLove offers countless customization options as far as choice and combination of materials

# BodyLove

SAUNA + HAMMAM  
 Design: Rodolfo Dordoni  
 with Michele Angelini



In versione Sauna+Hammam BodyLove permette diverse possibilità di orientamento e posizionamento delle porte di accesso ai due spazi.

In the Sauna+Hammam BodyLove version a number of options is available for positioning and orienting the access doors to the two spaces.

Dimensioni  
 BodyLove S:  
 CM 200 X 176 X 220 H

Dimensions  
 BodyLove S:  
 200 X 176 X H220 CM

BodyLove H:  
 CM 200 X 176 X 220 H

BodyLove H:  
 200 X 176 X H220 CM

BodyLove  
 Sauna+Hammam:  
 CM 393 X 176 X 220 H

BodyLove  
 Sauna+Hammam:  
 393 X 176 X H220 CM

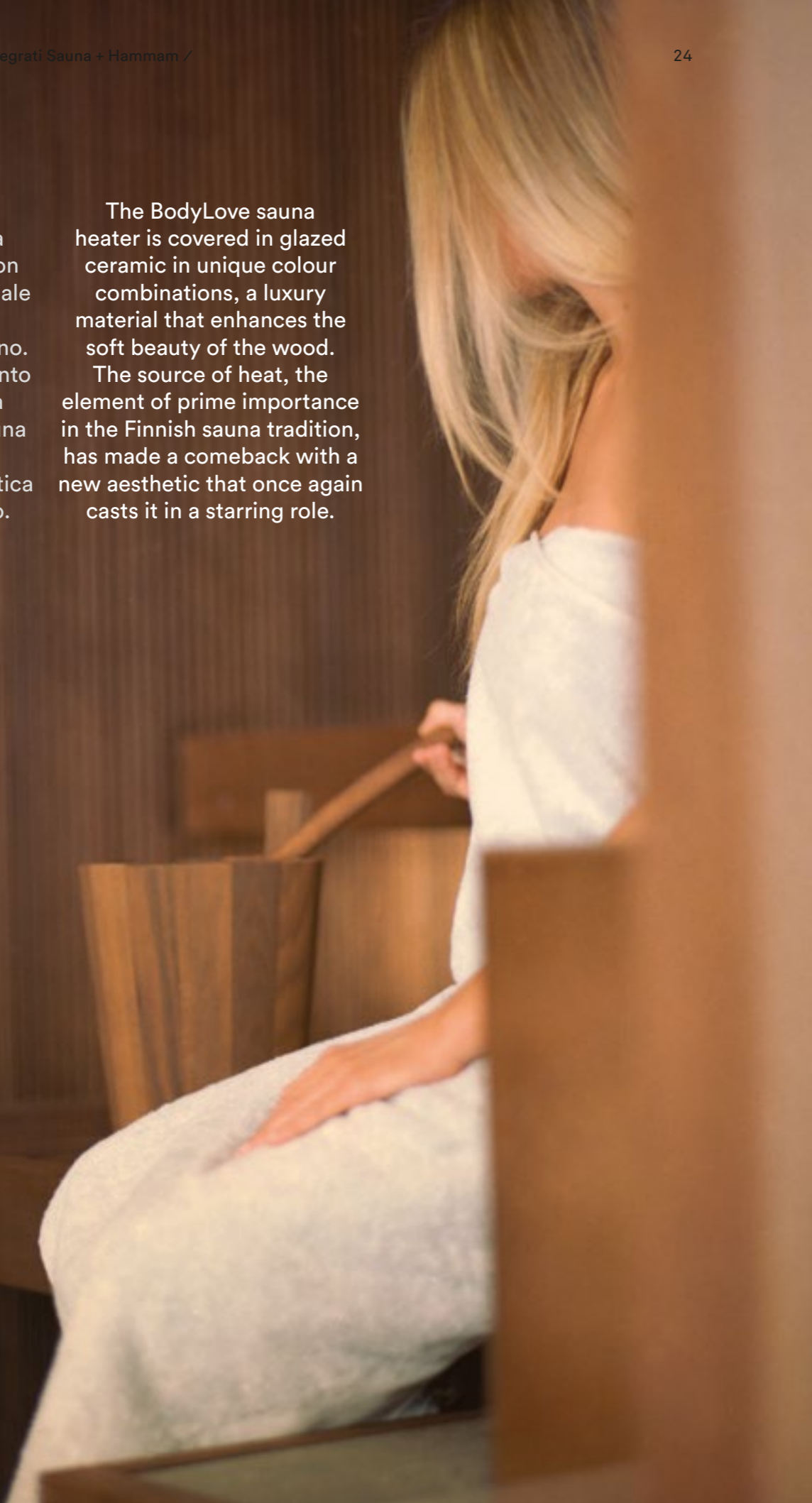


→ Version:  
 BodyLove S.  
 Finishes: heat treated  
 solid wood.



La stufa della sauna di BodyLove è rivestita in ceramica smaltata, con cromie uniche: un materiale di pregio che esalta la morbida bellezza del legno. La fonte di calore, elemento di centrale importanza nella tradizione della sauna finlandese, ritorna ad occupare anche nell'estetica un ruolo di primo piano.

The BodyLove sauna heater is covered in glazed ceramic in unique colour combinations, a luxury material that enhances the soft beauty of the wood. The source of heat, the element of prime importance in the Finnish sauna tradition, has made a comeback with a new aesthetic that once again casts it in a starring role.



→ Version:  
BodyLove S.  
Finishes: head treated  
solid wood.







→ **BodyLove**  
Finishes:  
natural Canadian hemlock (sauna);  
heater with glazed ceramic cover;  
Corian® and fluted glass  
painted on the back (Hammam).





BodyLove guarantees steam quality that is unrivalled for its density, temperature and hygiene. The Hammam is fitted with the Nuvola Smart Power steam generator, the most high-tech system on the market.

BodyLove garantisce una qualità di vapore senza paragoni per densità, temperatura e igiene: l'hammam è dotato di generatore di vapore Nuvola Smart Power, il massimo della tecnologia disponibile.





→ **Version:**  
BodyLove Sauna+Hammam.  
The walls of the Sauna can be supplied  
in two different types of wood:  
natural Canadian hemlock  
and head treated solid wood,  
with mirror-finish surfaces on request.

La proposta di materiali di pregio come ceramica e gres stimola la percezione dello spazio benessere come ambiente in continuità con esterno, piuttosto che come elemento tecnico aggiunto e non integrato. BodyLove prevede la possibilità di una personalizzazione completa anche nella scelta dei materiali.

Such luxurious materials as ceramics and grès porcelain stimulate perception of the spa space as an environment that blends perfectly with its surroundings, rather than just an unsightly high-tech add-on. BodyLove offers the opportunity for complete personalisation including the choice of materials.





Functional, stylish, luxurious, a Rodolfo Dordoni and Michele Angelini design that engages all the senses. You can personalise your spa just as you want it. Whether in a public or private space, BodyLove makes this possible with a modular system that can put together a sauna, Turkish bath, shower and relaxation area, with up-to-the-minute features and tailor-made materials.

Funzionale, elegante, prestigioso: Rodolfo Dordoni e Michele Angelini firmano un progetto che colpisce i sensi. Personalizza come vuoi la tua Spa, privata o pubblica, grazie a BodyLove, un sistema componibile modulare che permette l'unione di sauna, bagno turco, doccia, area relax, secondo disposizioni sempre nuove e con materiali anche personalizzabili.



→ Version:  
BodyLove H.  
Finishes:  
grès porcelain Auvergne.





→ A panel of Botticino marble contains the taps and the spring and shower controls plus a copper-finish stainless steel bowl to douse yourself with cool water as you take your steam bath.







→ Logica:  
Sauna, Turkish bath,  
shower.  
Finishes:  
Sand - Soft Sand

# Logica

SAUNA + HAMMAM  
Talocci Design

**Sauna e bagno turco  
in una soluzione unica,  
collegati da un elegante spazio  
doccia. Logica contiene  
tutte le funzioni di un centro  
benessere completo,  
mantenendo un perfetto  
equilibrio tra funzionalità,  
estetica e tecnologia.**



A sauna and Turkish bath  
in one unit linked by a stylish  
shower space.

Logica boasts all the  
functions of a complete spa,  
the perfect balance  
of practicality, aesthetics  
and technology.



→ Sistema integrato con sauna, bagno turco e doccia  
 → A complete system incorporating a sauna, Turkish bath and shower

→ Tecnologia Aquasteam per la generazione del vapore, per un controllo totale della qualità  
 → Aquasteam steam generation technology, for total quality control

→ Doccia completa di soffione anticalcare e miscelatore con cartuccia progressiva e deviatore  
 → Shower complete with lime-scale-resistant shower head, mixer tap with flow regulator and diverter

→ Materiali di eccezionale qualità: legno Hemlock canadese, rivestimenti in gres laminato Slimtech® da 3,5 mm, porte in vetro temperato da 8 mm  
 → Top quality materials: Canadian hemlock wood, tiling in 3.5mm Slimtech® laminated grès porcelain, 8mm toughened glass doors

→ ESS - Effegibi Sound System per il controllo della musica direttamente dal proprio dispositivo (optional)  
 → ESS - Effegibi Sound System which delivers music from your own device (options)

→ Disponibile in sette finiture standard, o con cromie personalizzate  
 → Available in seven standard finishes or personalised colour schemes

→ Prodotto completo, disponibile anche per applicazioni su misura  
 → Complete product also available for made-to-measure solutions

# Logica

SAUNA + HAMMAM  
 Talocci Design

Dimensioni:  
 CM 373 X 250 X 226 H

Dimensions:  
 373 X 250 X H226 CM



→ Logica:  
 Sauna, Turkish bath,  
 shower.  
 Finishes:  
 Sand - Soft Sand



→ Logica:  
Sauna, Turkish bath,  
shower.  
Finishes:  
Sand - Soft Sand







→ Logica:  
Sauna, Turkish bath,  
shower.  
Finishes:  
Sand - Soft Sand



## Materiali

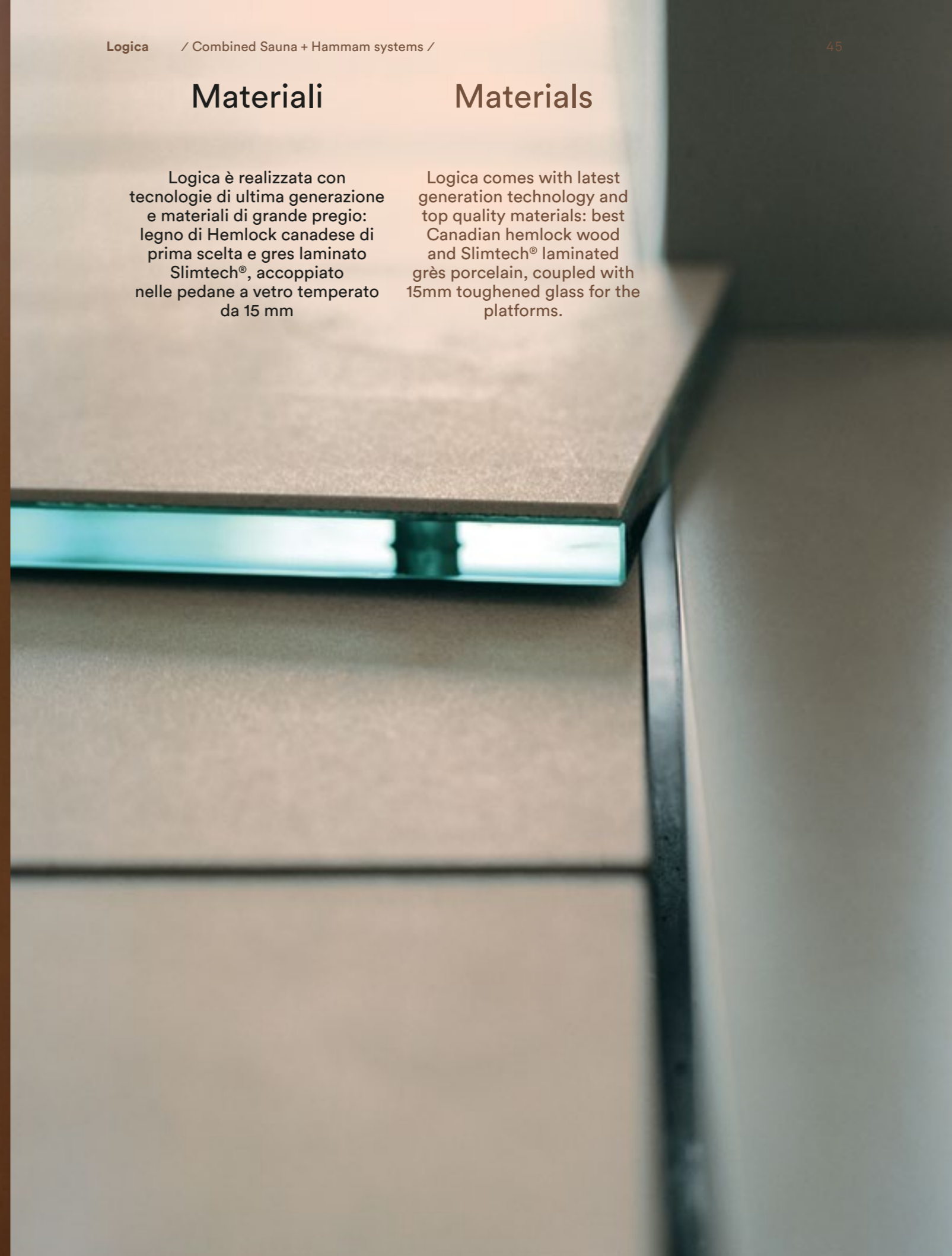
Logica è realizzata con tecnologie di ultima generazione e materiali di grande pregio: legno di Hemlock canadese di prima scelta e gres laminato Slimtech®, accoppiato nelle pedane a vetro temperato da 15 mm

## Materials

Logica comes with latest generation technology and top quality materials: best Canadian hemlock wood and Slimtech® laminated grès porcelain, coupled with 15mm toughened glass for the platforms.

→ Logica:  
Sauna, Turkish bath,  
shower.  
Finishes:  
Sand - Soft Sand

→ Shower complete  
with mixer tap with flow  
regulator and diverter,  
ceiling-mounted  
lime-scale-resistant shower  
head, hand-held shower  
head.







→ Sauna,  
Turkish bath, shower.  
Finishes: Stone



## Comandi Touch

Una colonna centrale racchiude i comandi touch retroilluminati di sauna, hammam e cromoterapia. Logica utilizza una tecnologia estremamente avanzata per il controllo delle funzioni, sviluppata dai tecnici Effegibi per essere di semplice e intuitivo utilizzo. Niente disturberà il vostro relax.

## Touch Controls

A central column contains the back-lit touch-screen controls for the sauna, the Hammam and colour therapy. Logica uses state-of-the-art technology for the function controls, designed to be intuitive and user-friendly by the Effegibi team of technical experts. Nothing will disturb your relaxation.





→ Logica:  
Sauna, Turkish bath,  
shower.  
Finishes:  
Sand - Soft Sand

**La qualità  
e la densità del vapore  
Effegibi  
è quello che rende  
il bagno turco un vero  
spazio di piacere**

**The quality and  
density of the steam  
produced by the  
Effegibi system makes  
the Turkish bath  
an utterly pleasurable  
experience.**





→ **Aquasteam:**  
latest-generation  
steam generator  
with spring and touch  
controls








→ Sauna space  
in top-quality Canadian  
hemlock



→ Logica:  
Sauna, Turkish bath,  
shower.  
Finishes: Stone





SAUNA + HAMMAM  
Talocci Design

# Logica SH

Tutta l'eleganza del sistema Logica in uno spazio più contenuto. Sauna e bagno turco diventano un vero progetto di design integrato con la tua casa.

All the elegant styling of the Logica system in a smaller space. A superbly designed sauna and Turkish bath, the perfect fit for your home.



→ Logica SH:  
Sauna, Turkish bath.  
Finishes: Cloud - White  
Cloud



→ Sistema integrato con sauna e bagno turco  
→ Combined sauna and hammam system

→ Per la generazione del vapore è installato Aquasteam, con funzione Energy Saver e sistema automatico di lavaggio caldaia  
→ The Aquasteam steam generator is installed with the Energy Saver function and automatic boiler-cleaning system

→ Disponibile in sette finiture standard, o con cromie personalizzate  
→ Available in seven standard finishes or personalised colour schemes

→ Materiali di eccezionale qualità: legno Hemlock canadese, rivestimenti in gres laminato Slimtech® da 3,5 mm, porte in vetro temperato da 8 mm  
→ Top-quality materials: Canadian hemlock wood, tiling in 3.5mm Slimtech® laminated grès porcelain, 8mm toughened glass doors

→ ESS - Effegibi Sound System per il controllo della musica direttamente dal proprio dispositivo (optional)  
→ ESS - Effegibi Sound System which delivers music from your own device (options)

→ Logica SH è un angolo di benessere della casa, versatile grazie alle tre varianti cromatiche  
→ Logica SH is an oasis of wellbeing in your own home, with three colour schemes to suit any décor

# Logica SH

SAUNA + HAMMAM

Talocci Design

Dimensioni:  
CM 373 X 171 X 226 H

Dimensions:  
373 X 171 X H226 CM

→ Logica SH:  
Sauna, Turkish bath.  
Finishes: Stone.





EFFEGIBI CUSTOM MADE

Private house  
Estoril - Cascais  
Portugal






EFFEGIBI CUSTOM MADE

Private house  
Estoril - Cascais  
Portugal





Quando in un ambiente il contenuto di vapore è superiore alla quantità d'acqua presente nell'epidermide, si forma sulla pelle uno strato di umidità che apporta calore al corpo.

L'azione contemporanea del vapore e del calore controllato aiuta la circolazione sanguigna linfatica sciogliendo le tossine e favorendone l'espulsione.

When the steam content in an environment is greater than the quantity of water in the epidermis, a layer of moisture forms on the skin warming up the body. The combined action of the steam and the controlled heat assists the blood and lymph circulation system, dissolving toxins and favouring their expulsion.





EFFEGIBI CUSTOM MADE

Relaxation Area  
Viking Star  
Viking Ocean Cruises





EFFEGIBI CUSTOM MADE

Relaxation Area  
Viking Star  
Viking Ocean Cruises





# Mid

SAUNA + HAMMAM  
Talocci Design

**In soli 3 metri Mid  
abbina sauna  
e hammam in un unico  
e prezioso oggetto di  
design. La trasparenza  
fra gli ambienti rende  
l'impatto estetico  
leggero e piacevole.**



Mid combines  
a sauna and a Hammam  
in a space of just 3 metres,  
a triumph of design.

The clear glass  
dividing the two  
environments creates  
a pleasant light and airy  
look.



→ Sistema integrato di sauna e doccia con bagno turco  
 → A complete system incorporating a sauna and a shower with Turkish bath

→ Aquasteam per la generazione del vapore: il meglio della tecnologia per il bagno turco  
 → The Aquasteam steam generator runs on the best technology for the Turkish bath

→ ESS - Effegibi Sound System per il controllo della musica direttamente dal proprio dispositivo (optional)  
 → ESS - Effegibi Sound System which delivers music from your own device (options)

→ Materiali di eccezionale qualità: legno Hemlock canadese, rivestimenti in gres laminato Slimtech® da 3,5 mm, porte in vetro temperato da 8 mm  
 → Top quality materials: Canadian hemlock wood, tiling in 3.5mm Slimtech® laminated grès porcelain, 8mm toughened glass doors

→ Disponibile in sette finiture standard, o con cromie personalizzate  
 → Available in seven standard finishes or personalised colour schemes

→ Prodotto completo, disponibile anche per applicazioni su misura  
 → Complete product also available for made-to-measure solutions

→ Spazio doccia comodo e funzionale, con miscelatore termostatico, doccia a mano e soffione doccia a soffitto 42x42 cm con funzioni pioggia e nebulizzazione  
 → Comfortable, practical shower space, with thermostatic mixer tap, hand-held and ceiling-mounted (42x42cm) shower head, with rain and nebuliser functions

# Mid

SAUNA + HAMMAM

Talocci Design

Dimensioni:  
 CM 300 X 137 X 220 H

Dimensions:  
 300 X 137 X H220 CM



→ Mid: Sauna,  
 Turkish bath.  
 Finishes:  
 Sand - Soft Sand




→ Mid: Sauna,  
Turkish bath.  
Finishes:  
Sand - Soft Sand



**Aquasteam**  
è un generatore di vapore  
ad altissime prestazioni,  
progettato per volumi  
fino a 4,5 m<sup>3</sup>, con  
un controllo totale  
su densità e igiene del  
vapore.

**Aquasteam**  
is an extremely high  
performance steam  
generator, designed  
for volumes up to 4.5 m<sup>3</sup>,  
with total hygiene  
and steam density  
control.






Shower complete with thermostatic mixer tap with three-way diverter, hand-held and ceiling-mounted (42x42cm) shower heads, with rain and nebuliser functions.

Doccia completa di: miscelatore termostatico con deviatore a tre vie, doccia a mano, soffione doccia a soffitto 42x42 cm con funzioni pioggia e nebulizzazione.

The bench seats are made of glass coupled with 3.5mm Slimtech® laminated grès porcelain, a material that is extremely resistant to temperature fluctuations and very pleasant to the touch.

Le sedute sono realizzate con vetro accoppiato a gres laminato Slimtech® da 3,5 mm, un materiale estremamente resistente agli sbalzi di temperatura e molto piacevole al tatto





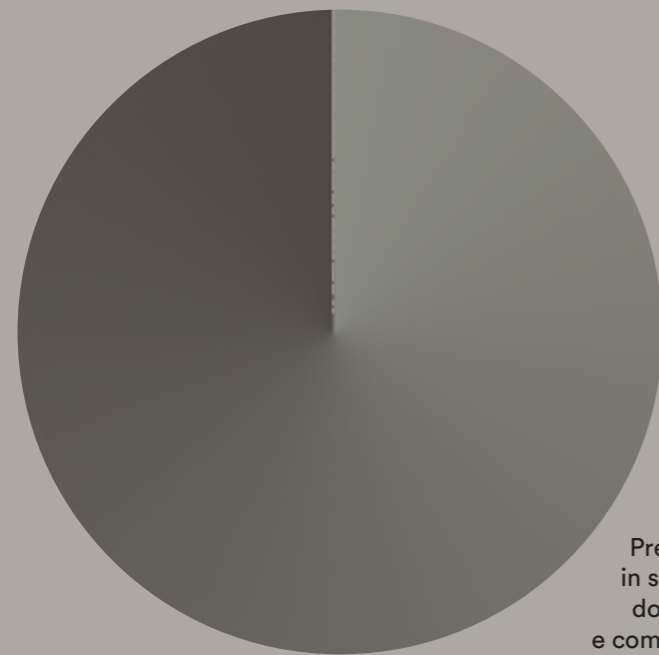
L'area hammam di Mid è uno spazio di benessere completo, che abbina le proprietà del vapore e la freschezza dell'acqua in un mix che coinvolge tutti i sensi.

The Mid Hammam area is a space designed for the utmost wellbeing, combining the beneficial properties of steam with the freshness of water to delight all the senses.



→ Mid: Sauna,  
Turkish bath.  
Finishes:  
Sand - Soft Sand





**a. (60')**  
 Prepararsi a entrare  
 in sauna almeno 1 ora  
 dopo l'ultimo pasto  
 e comunque mai a digiuno  
 Enter the sauna at least  
 one hour after the  
 last meal, but never having  
 fasted

a.



b.

**b. (6')**  
 Bere acqua o tisana  
 (tiglio, camomilla)  
 Drink water or a herbal tea  
 (linden or chamomile)




c.

**c. (2')**  
 Doccia tiepida  
 Lukewarm shower



d.

**d. (1')**  
 Asciugarsi per aumentare  
 la sudorazione  
 Dry out to increase  
 sweating



e.

**e. (15')**  
 Sauna.  
 Primo bagno di aria secca  
 90°C / 100°C - 20% umidità  
 Sauna.  
 First 90°C / 100°C - 20%  
 humidity dry air bath




f.

**f. (2')**  
 Doccia fresca per chiudere  
 i pori dilatati  
 Fresh shower to close  
 the enlarged skin pores



g.

**g. (10')**  
 Sdraiarsi nel lettino  
 e rilassarsi  
 Lay down on  
 the bed and relax



h.

**h. (15')**  
 Sauna.  
 Secondo bagno di "vapore  
 surriscaldato" versando  
 acqua sulle pietre roventi  
 Sauna.  
 Second bath of "heated  
 steam" by putting water  
 on the hot stones



i.

**i. (2')**  
 Doccia fresca  
 Take a cold shower



j.

**j. (10')**  
 Sdraiarsi nel lettino  
 e rilassarsi  
 Lay down on the  
 bed and rest



k.

**k. (1')**  
 Bere acqua  
 Drink water

Come si fa la sauna

La sauna crea un ambiente di caldo elevato e molto secco, quasi del tutto privo di umidità. Questo stimola la sudorazione e l'espulsione di tossine dal nostro corpo. Fare una doccia tiepida o fresca all'uscita dalla sauna è estremamente piacevole e tonificante.

How to take a sauna

The sauna creates a very warm, dry environment, almost completely free from humidity.

The sweating stimulated by this rids the body of toxins. After your sauna session, a warm or cool shower is an extremely pleasant way of toning up.





EFFEGIBI CUSTOM MADE

Private house  
Corvara - Alta Badia  
Italy







EFFEGIBI CUSTOM MADE

Private house  
Corvara - Alta Badia  
Italy







EFFEGIBI CUSTOM MADE

La Casa del Porto  
Lovere - Bergamo  
Italy







EFFEGIBI CUSTOM MADE

La Casa del Porto  
Lovere - Bergamo  
Italy







EFFEGIBI CUSTOM MADE

Private house  
Moscow  
Russian Federation







EFFEGIBI CUSTOM MADE

Excelsior Hotel Gallia  
Suite Katara  
Milan, Italy





# Logica S

SAUNA  
Talocci Design

Il rito della sauna si completa con la zona doccia, accuratamente progettata nel pieno rispetto della tradizione finlandese.

The sauna is completed with a shower area, carefully designed to be faithful to the Finnish tradition.



→ Finishes:  
Sand -  
Soft Sand





→ Sistema integrato con sauna finlandese e doccia  
 → System incorporating a Finnish sauna and shower

→ Tutta la zona sauna è rivestita in legno di Hemlock canadese, il materiale più pregiato utilizzato per le saune finlandesi  
 → The entire sauna area is clad in Canadian hemlock wood, the most highly prized material for Finnish saunas

→ ESS - Effegibi Sound System per il controllo della musica direttamente dal proprio dispositivo (optional)  
 → ESS - Effegibi Sound System which delivers music from your own device (options)

→ La struttura esterna alla sauna è disponibile in sette finiture standard, o con cromie personalizzate  
 → The outside of the sauna is available in seven standard finishes or with personalised colour schemes

→ Sauna e doccia sono due elementi che si completano: gli spazi sono distribuiti in modo che tutto sia comodo e funzionale  
 → The sauna and shower are two complementary elements, their spaces designed for the utmost comfort and practicality

# Logica S

SAUNA  
 Talocci Design

Dimensioni:  
 CM 214 X 250 X 226 H

Dimensions:  
 214 X 250 X H226 CM



→ Finishes:  
 Sand -  
 Soft Sand



# Logica H

HAMMAM  
Talocci Design

Logica H abbina la magia del bagno turco allo spazio doccia in un prodotto unico che diventa un vero angolo di benessere quotidiano.

Logica H combines the magic of the Turkish bath with a shower space in a single product that will become an amazing corner of day-to-day wellbeing.



→ Finishes:  
Sand -  
Soft Sand



→ Sistema integrato con bagno turco e doccia  
→ System incorporating a Turkish bath and shower

→ Aquasteam, la migliore tecnologia disponibile per la generazione del vapore  
→ Aquasteam, the best steam generation technology

→ ESS - Effegibi Sound System per il controllo della musica direttamente dal proprio dispositivo (optional)  
→ ESS - Effegibi Sound System which delivers music from your own device (options)

→ Materiali di eccezionale qualità: rivestimenti in gres laminato Slimtech® da 3,5 mm, porte in vetro temperato da 8 mm  
→ Top quality materials: tiling in 3.5mm Slimtech® laminated grès porcelain, 8mm toughened glass doors

→ Disponibile in sette finiture standard, o con cromie personalizzate  
→ Available in seven standard finishes or with personalised colour schemes

→ Pannello di controllo Effegibi a led luminosi per una perfetta visibilità dei simboli anche durante il bagno di vapore  
→ The Effegibi LED-lit control panel ensures the symbols are perfectly visible during the steam bath

# Logica H

HAMMAM  
Talocci Design

Dimensioni:  
CM 214 X 250 X 226 H

Dimensions:  
214 X 250 X H226 CM

→ Finishes:  
Sand -  
Soft Sand

Aquasteam is a stylish, compact steam generator. A curved glass panel houses the intuitive touch-screen controls with LED backlighting making them easy to see. Aquasteam is equipped with a spring that delivers water to the bowl, recalling the ancient tradition of the Hammam.

Aquasteam è un erogatore di vapore dal design compatto ed elegante. Una lastra di vetro curvato ospita i comandi touch, intuitivi e facilmente visibili grazie ai led retroilluminati. Aquasteam è dotato di una fonte per l'erogazione dell'acqua nella ciotola, che richiama la tradizione degli antichi hammam.





→ One S,  
in Canadian hemlock  
wood.  
Finishes:  
Cloud - White Cloud

# One

ONE S    ONE H  
Talocci Design



Due prodotti coordinati dallo stesso design elegante e razionale: One S, concepita per una massima funzionalità, e One H, che coniuga sapientemente estetica e tecnologia.

I due box possono essere facilmente abbinati per creare ambienti Spa privati o pubblici, perché consentono una grande flessibilità progettuale.

Two products brought together by the same practical, elegant design. One S, designed to be extremely practical and One H, a clever combination of aesthetics and technology.

Maximum design flexibility means finishing touches can easily be added to both cubicles to create the right spa environment, in a public or private space.



→ Un box sauna e un box hammam coordinati, abbinabili in uno stesso ambiente o utilizzabili singolarmente

→ Coordinated sauna and Hammam cubicles can be used as a pair in the same environment or separately

→ One H utilizza Aquasteam 45 per la generazione del vapore, per un controllo totale di densità e igiene

→ One H uses an Aquasteam 45 steam generator, for total steam density and hygiene control

→ Materiali di eccezionale qualità: sauna in legno Hemlock, hammam con rivestimenti in gres laminato Slimtech® da 3,5 mm

→ Top quality materials: the sauna in Canadian hemlock wood, the Hammam tiled in 3.5mm Slimtech® laminated grès porcelain

→ ESS - Effegibi Sound System per il controllo della musica direttamente dal proprio dispositivo (optional)

→ ESS - Effegibi Sound System which delivers music from your own device (options)

→ Disponibili in sette finiture standard, o con cromie personalizzate

→ Available in seven standard finishes or with a personalised colour scheme

→ Grande versatilità nelle applicazioni, in centri benessere, palestre o in casa

→ Extremely versatile, ideal for location in a spa, gym or a private home

# One

ONE S    ONE H

Talocci Design

## Dimensioni

One S:  
CM 214 X 171 X 226 H

One H:  
CM 214 X 171 X 226 H

## Dimensions

One S:  
214 X 171 X H226 CM

One H:  
214 X 171 X H226 CM



→ One H tiled in 3.5mm Slimtech® laminated grès porcelain.  
Finishes:  
Cloud - White Cloud





→ One S,  
Canadian Hemlock  
Finishes:  
Cloud - White Cloud







→ One H  
Finishes:  
Cloud - White Cloud

The perfect Turkish bath is created by optimum density steam that stays constant over time, with the temperature above 40°C.

All Effegibi Hammam steam generators have specified steam temperature and quantity to guarantee a truly relaxing, lasting experience.

→ The interior of One H is tiled in carefully-crafted Slimtech® grès porcelain to ensure contact with bare skin creates a warm, natural sensation.

Il perfetto bagno turco si ottiene quando la densità del vapore è ottimale e costante nel tempo, con una temperatura sopra i 40°C. Gli hammam Effegibi hanno temperatura e quantità di vapore dichiarata per tutti i generatori: questo garantisce un'esperienza di puro relax e una maggiore durata nel tempo.

→ L'interno di One H è rivestito in gres laminato Slimtech® opportunamente lavorato che conferisce nel contatto con il corpo nudo una piacevole sensazione naturale e calda.





→ One H  
Finishes:  
Cloud - White Cloud



→ One S  
Finishes:  
Cloud - White Cloud





# Sky

SAUNA  
Talocci Design

Una sauna con un'estetica estremamente versatile, caratterizzata da ampie vetrate che arrivano fino al soffitto: un oggetto luminoso e leggero, perfetto per ogni ambiente.

A sauna with extremely versatile design features, with wide glass panels reaching right up to the ceiling that create a light and airy feel that is perfect for any environment.



→ Version:  
Sky Glass



→ Sauna certificata, realizzata in pregiato legno canadese Hemlock e vetri temperati da 10 mm  
 → Certified sauna made of prized Canadian hemlock wood and 10mm toughened glass panels

→ Parete frontale, porta e soffitto in vetro donano a Sky estrema trasparenza e leggerezza  
 → The glass front wall, door and ceiling give Sky an extremely light, airy look

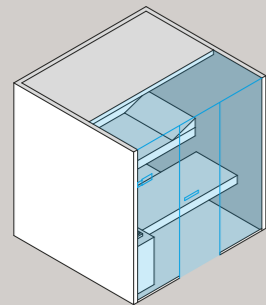
→ Disponibile in tre differenti design: Glass (solo vetro), Techno e Deco  
 → Available in three different designs: Glass only, Techno and Deco

→ ESS - Effegibi Sound System, per il controllo della musica direttamente dal proprio dispositivo (optional)  
 → ESS - Effegibi Sound System, delivers music from your own device (optional)

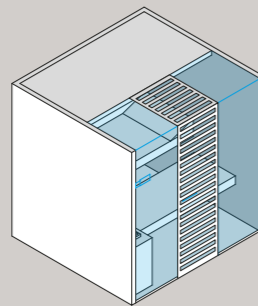
→ Grande versatilità, ideale per realizzazioni su misura  
 → Extremely versatile, ideal for made-to-measure solutions

# Sky

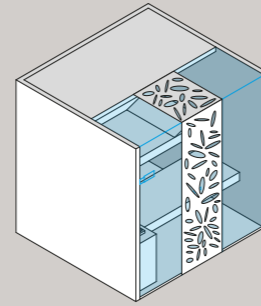
SAUNA  
Talocci Design



Glass



Techno



Deco

#### Dimensioni:

CM 200 X 180 X 201 H  
 CM 200 X 150 X 201 H  
 CM 170 X 130 X 201 H  
 CM 130 X 130 X 201 H  
 SU MISURA

#### Dimensions:

200 X 180 X H201 CM  
 200 X 150 X H201 CM  
 170 X 130 X H201 CM  
 130 X 130 X H201 CM  
 MADE-TO-MEASURE

→ Le tre versioni di Sky, rendono la linea facilmente abbinabile ad ogni stile d'arredo. Personalità ed eleganza in ogni situazione abitativa.

→ The three versions of Sky, enable these models to fit perfectly into any interior design environment, lending personality and style to any location.







→ Version:  
Sky Glass





→ Version:  
Sky Techno



→ Version:  
Sky Deco



## The choice of wood

Wood to be used in a sauna must have specific properties of heat absorption and resistance to stress caused by temperature fluctuations. Effegibi carries out all the necessary tests in-house to guarantee the materials are capable of long life and that they meet all the aesthetic needs of a perfect sauna. From Canadian hemlock to the traditional Swedish pine, over ten different types of wood, always of top quality, are selected by Effegibi and subjected to rigorous quality control to ensure the highest possible quality standard.

### La scelta del legno

Il legno, per essere utilizzato nella sauna, deve avere precise caratteristiche di assorbimento del calore e di resistenza allo stress causato dagli sbalzi di temperatura. Effegibi effettua internamente tutti i test necessari per garantire che i materiali siano adeguati per durare nel tempo e che rispettino le caratteristiche estetiche necessarie a realizzare saune perfette. Dall'hemlock canadese al tradizionale abete di Svezia, più di dieci tipologie di legno esclusivamente di prima scelta vengono selezionate da Effegibi e sottoposte a rigorosi controlli di qualità per offrire uno standard di altissimo livello qualitativo.





EFFEGIBI CUSTOM MADE

La Casa del Porto  
Lovere - Bergamo  
Italy






→ Canadian hemlock wood and 10mm toughened glass panels

# Sky Corner

SAUNA  
Talocci Design

**Nuovo modello della linea Sky, con una superficie vetrata ancora più ampia: un vero e proprio angolo trasparente di luce e benessere.**



A new addition to the Sky line, with more generous glass surfaces, a corner radiating light and wellbeing.



→ Sauna certificata, realizzata in pregiato legno canadese Hemlock e vetri temperati 10 mm  
 → Certified sauna made of prized Canadian hemlock wood and 10mm toughened glass panels

→ Superficie vetrata estremamente ampia: parete frontale, porta, soffitto e parete laterale  
 → Extremely generous glass surfaces: front wall, door, ceiling and side wall

→ ESS - Effegibi Sound System, per il controllo della musica direttamente dal proprio dispositivo (optional)  
 → ESS - Effegibi Sound System, delivers music from your own device (optional)

→ Grande versatilità, ideale per realizzazioni su misura

→ Extremely versatile, ideal for made-to-measure solutions

# Sky Corner

SAUNA  
 Talocci Design

## Dimensioni:

CM 200 X 180 X 201 H  
 CM 200 X 150 X 201 H  
 CM 170 X 130 X 201 H  
 CM 130 X 130 X 201 H  
 SU MISURA

## Dimensions:

200 X 180 X H201 CM  
 200 X 150 X H201 CM  
 170 X 130 X H201 CM  
 130 X 130 X H201 CM  
 MADE-TO-MEASURE







→ The Sky Corner interior can be enhanced with colour therapy and under-bench LED lighting (optional)





→ The larger glass surfaces emphasise the design features of this line.







EFFEGIBI CUSTOM MADE

Private house  
Münster  
Germany





→ Model:  
heat-treated  
aspen wood  
with outside shelves

# Air

SAUNA  
Talocci Design

Air è una sauna dal design originale e contemporaneo, caratterizzata dalla sospensione delle sedute e dalla simmetria delle linee, con la stufa in posizione centrale: la leggerezza diventa il carattere dominante.



The Air sauna is an original, contemporary design which, as the name implies, features a light and airy feel created by the suspended seating and symmetrical lines with the heater in a central position.



→ Nuova linea di saune firmata Talocci design  
→ A new line of Talocci Design saunas

→ Le panche sospese alleggeriscono il design e consentono l'installazione sul pavimento esistente  
→ The suspended benches create a lightweight design enabling the sauna to be installed on existing flooring

→ La stufa in posizione centrale fa di Air un luogo di incontro, dove rilassarsi in compagnia  
→ The centrally placed heater makes Air the ideal meeting place to relax in company

→ Arredamenti realizzati in pregiato legno Aspen al naturale o termotrattato, molto resistente nel tempo  
→ The fittings are made of luxurious aspen wood, either natural or heat-treated for a long life

→ ESS - Effegibi Sound System, per il controllo della musica direttamente dal proprio dispositivo (optional)  
→ ESS - Effegibi Sound System, delivers music from your own device (optional)

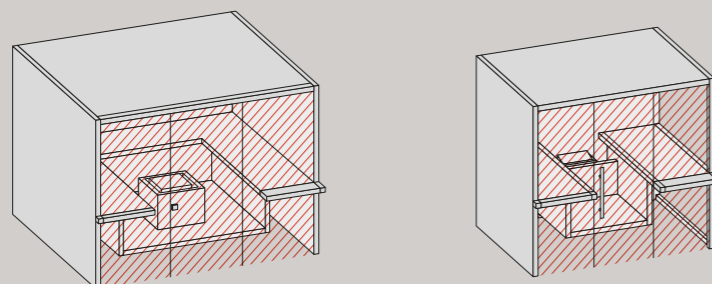
→ I piani delle panche diventano all'esterno un portasciugamani e un funzionale piano di appoggio  
→ The bench seats project outside, creating a handy towel holder and shelf

→ Ampie superfici vetrate a tutta altezza in cristallo temperato da 10 mm  
→ Ample glass surfaces in 10mm toughened glass

→ Le fonti luminose a Led posizionate sotto le panche esaltano la leggerezza dell'ambiente  
→ The Led lighting underneath the benches enhances the light and airy atmosphere

# Air

SAUNA  
Talocci Design



#### Dimensioni:

CM 283 X 252 X 213 H  
CM 247 X 182 X 213 H  
CM 217 X 162 X 213 H  
SU MISURA

#### Dimensions:

283 X 252 X H213 CM  
247 X 182 X H213 CM  
217 X 162 X H213 CM  
MADE-TO-MEASURE



→ **Model:**  
heat-treated aspen wood fittings  
teak wood walls and 10mm toughened glass side





→ Model:  
heat-treated aspen wood  
fittings  
teak wood walls





→ **Model:**  
natural aspen wood  
fittings  
tulipier walls  
and 10mm toughened  
glass side




→ Model:  
natural aspen wood  
fittings  
tulipier walls







→ The bench seats project outside, creating a handy towel holder and shelf







→ Model:  
heat-treated aspen wood  
fittings  
teak wood walls



→ Model:  
natural aspen wood  
fittings  
tulipier walls





Saune resistenti e pratiche, il cui design elegante si integra facilmente con ogni tipo di ambiente: è la linea Effegibi dedicata ad alberghi, SPA, centri sportivi e palestre.

A tough, practical sauna whose stylish look fits easily into any environment. This is the line Effegibi has designed especially for hotels, spas, sports centres and gyms.

# Gym

SAUNA  
Talocci Design



→ Sauna certificata IMQ, realizzata in pregiato legno canadese Hemlock, molto resistente nel tempo  
 → IMQ certified sauna made of prized Canadian hemlock wood that is extremely long-lasting

→ Le panche e le protezioni hanno sistemi meccanici semplici di rimozione, per una pulizia giornaliera veloce e pratica  
 → The benches and protective panels have mechanical systems for easy removal, for fast, practical daily cleaning

→ ESS - Effegibi Sound System, per il controllo della musica direttamente dal proprio dispositivo (optional)  
 → ESS - Effegibi Sound System, delivers music from your own device (optional)

→ Grande versatilità, ideale per realizzazioni su misura anche di grandi dimensioni  
 → Extremely versatile, ideal for made-to-measure solutions, including large sizes

# Gym

SAUNA  
 Talocci Design

## Dimensioni:

CM 300 X 200 X 216 H  
 CM 250 X 200 X 216 H  
 CM 200 X 150 X 216 H  
 SU MISURA

## Dimensions:

300 X 200 X H216 CM  
 250 X 200 X H216 CM  
 200 X 150 X H216 CM  
 MADE-TO-MEASURE





→ Easy to remove benches for quick cleaning







EFFEGIBI CUSTOM MADE

Virgin Active  
Milan  
Italy





→ **Finish:**  
Canadian hemlock.  
**Optional:**  
side glass panel

# Auki

SAUNA  
Talocci Design

**Costruita totalmente in legno pregiato di Abete di Svezia oppure Hemlock canadese senza nodi, Auki combina l'antica tradizione delle saune nordeuropee con un design moderno.**



Built entirely from highly-prized Swedish pine or knot-free Canadian hemlock,

Auki is the perfect blend of the ancient Scandinavian sauna tradition and up-to-the-minute design.



→ **Sauna certificata** IMQ, realizzata in legni pregiati e vetrate in cristalli temperati da 8 mm  
 → IMQ certified sauna made of highly-prized wood and 8mm toughened glass panels

→ **Pareti interne e esterne** caratterizzate da doghe di larghezze variabili  
 → Inner and outer walls feature slats of variable width

→ **ESS - Effegibi Sound System**, per il controllo della musica direttamente dal proprio dispositivo (optional)  
 → ESS - Effegibi Sound System, delivers music from your own device (optional)

→ **Auki si adatta facilmente alle necessità dello spazio a disposizione, anche per applicazioni su misura**

→ Auki can easily be adapted to fit the available space, also for made-to-measure solutions

# Auki

SAUNA  
 Talocci Design

## Dimensioni:

CM 228 X 170 X 201 H  
 CM 202 X 152 X 201 H  
 CM 189 X 126 X 201 H  
 CM 128 X 126 X 201 H  
 SU MISURA

## Dimensions:

228 X 170 X H201 CM  
 202 X 152 X H201 CM  
 189 X 126 X H201 CM  
 128 X 126 X H201 CM  
 MADE-TO-MEASURE

→ **Finish:** Canadian hemlock  
**Optional:** side glass panel





Le saune Auki sono caratterizzate dagli interni particolarmente accoglienti e doghe di diverse dimensioni.

Auki saunas have particularly welcoming interiors with wooden slats of various sizes.



Finish: Swedish pine





→ **Finish:**  
Swedish pine



Auki è dotata di un'elegante maniglia a bordo porta, che lascia libere le vetrate e non altera la pulizia del design esterno.

Auki has a stylish edge-mounted door handle that doesn't interrupt the glass panels, preserving the clean lines.





## Natural materials

A sauna is subjected to massive thermal stress with an interior temperature that can reach 100°C.

This is why the materials it is made of are a determining factor in its quality. Plastic components are never used in Effegibi saunas because at high temperatures they can emit noxious substances. In contrast, natural wood guarantees a healthy environment, is pleasant to the touch and is not altered over time.

### Materie naturali

Le saune subiscono enormi sollecitazioni termiche, con una temperatura interna che può arrivare fino a 100 °C. Per questo i materiali che la compongono sono un fattore determinante di qualità.

Nelle saune Effegibi non vengono mai utilizzati componenti plastici, poiché a temperature elevate potrebbero rilasciare sostanze nocive. Al contrario, i legni naturali garantiscono un ambiente sano, piacevole al tatto, che resta a lungo inalterato.






EFFEGIBI CUSTOM MADE

Relaxation Area  
Britannia  
P&O Cruises





EFFEGIBI CUSTOM MADE

Regina Hotel Baglioni  
Rome  
Italy





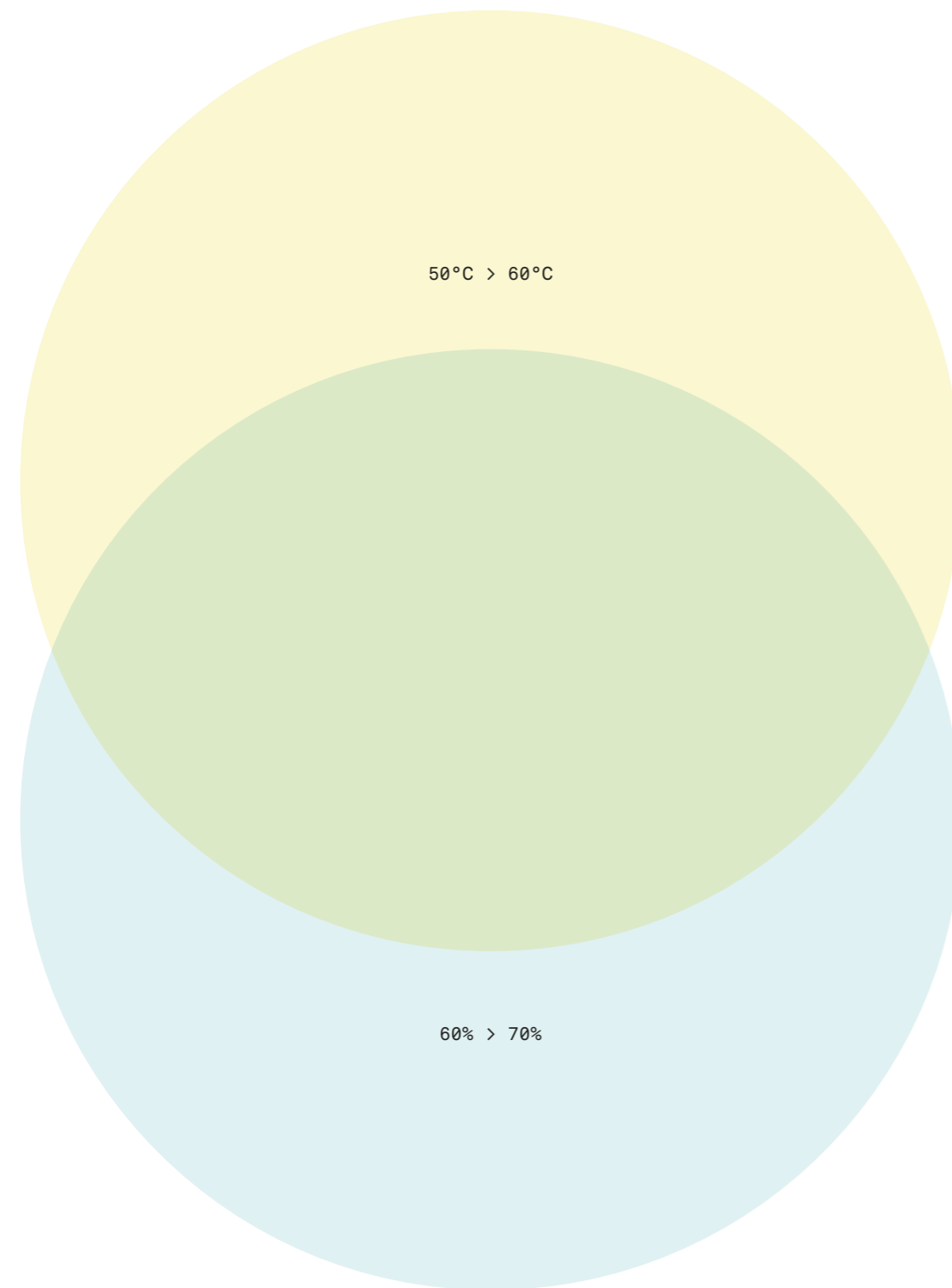
EFFEGIBI CUSTOM MADE

Tenuta Le Cave  
Tregnago - Verona  
Italy



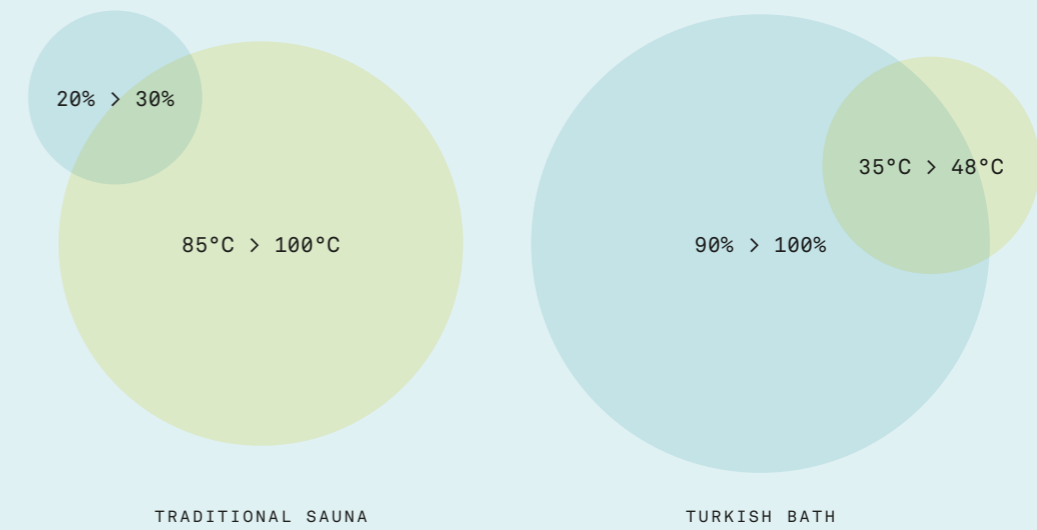


# Biosauna



La Biosauna è una sauna con livelli di temperatura contenuti tra i 50 e i 60° C e un'umidità di circa 60-70%. Grazie al vaporizzatore integrato, impostando la temperatura preferita, la stufa Bio creerà l'equilibrio perfetto fra calore ed umidità. Il sistema combinato Effegibi consente la scelta tra Biosauna, un percorso a metà strada fra la sauna finlandese e la natura mediterranea del bagno di vapore, o sauna tradizionale, caratterizzata da temperature fino a 100 °C con bassa umidità. Il sistema combinato può essere applicata a tutte le saune di Effegibi.

The Bio-sauna is a sauna whose temperature ranges from 50 to 60°C with humidity between 60-70%. The built-in vaporiser allows you to set your preferred temperature and the Bio heater creates the perfect balance between heat and humidity. The combined Effegibi system allows you to choose between a Bio-sauna, a halfway house between the Finnish sauna and the Mediterranean nature of the steam bath, or a traditional sauna with low humidity and a temperature of up to 100°C. This combined system can be installed in all Effegibi saunas.





→ La Biosauna può essere applicata a tutte le saune Effegibi

→ The Bio-sauna can be installed in all Effegibi saunas.







→ Version:  
Carrara marble with  
rain-effect glass

# Topkapi

HAMMAM  
Design Rodolfo Dordoni  
with Michele Angelini

Topkapi represents the luxury of the traditional Hammam, its walls lined with Carrara, Marquina or Botticino marble and unequalled performance from the steam generator.



**Il vero lusso degli antichi hammam è rappresentata da Topkapi: rivestimenti in marmo Carrara, Marquina o Botticino e uno standard qualitativo senza uguali nella generazione del vapore.**



→ Bagno turco completo di doccia, fonte, panche e cromoterapia

→ Turkish bath complete with shower, spring, benches and colour therapy

→ Materiali di altissimo livello: marmo in tre varianti, acciaio, vetro temperato, legno Teck della Birmania naturale

→ Materials of outstanding quality: three different kinds of marble, steel, toughened glass, natural Burmese teak

→ Vetrate interne di sfondo disponibili in doppia finitura: specchio e bianco

→ Inner back glass panels available in either white or mirrored glass

→ Vetri esterni disponibili sia completamente trasparenti, sia in finitura rain semi-opaca

→ Outer panels available in transparent or rain-effect semi-opaque glass

→ Topkapi è dotato di una fonte rivestita in marmo di prima scelta, completa di ciotola in acciaio finitura ramata

→ Topkapi comes with a spring clad in top quality marble, complete with a copper-finish steel bowl

→ Topkapi comprende ESS - Effegibi Sound System, per il controllo della musica direttamente dal proprio dispositivo

→ Topkapi includes the ESS - Effegibi Sound System which delivers music from your own device

→ Pannello touch intuitivo e retroilluminato per gestire vapore, temperature, luce e cromoterapia

→ Intuitive, back-lit touch control panel operates the steam, temperature, lighting and colour therapy

→ Generatore di vapore integrato nella colonna che risponde ad uno standard qualitativo unico

→ Unique quality delivered by the steam generator built into the column

# Topkapi

HAMMAM

Design Rodolfo Dordoni  
with Michele Angelini

## Dimensioni:

CM 193 X 130 X 220 H

CM 153 X 130 X 220 H

CM 193 X 90 X 220 H

CM 153 X 90 X 220 H

## Dimensions:

193 X 130 X H220 CM

153 X 130 X H220 CM

193 X 90 X H220 CM

153 X 90 X H220 CM



→ Version:  
Carrara marble  
with rain-effect  
glass





42°

Solo dopo aver raggiunto almeno la temperatura di 42 gradi potrete godere appieno della pratica del bagno turco.

La quantità e la qualità del vapore prodotto da Topkapi consente di impostare la temperatura dai 42 fino a 48 gradi per godere al massimo dei benefici di questa pratica antica.

You can only enjoy the benefits and pleasure of a Turkish bath to the full once the steam has reached a temperature of 42 °C. The volume and quality of steam produced by Topkapi enables the temperature to be set at between 42 and 48 degrees to get the maximum benefit from this ancient experience.





Version: Marquina  
marble with rain-effect  
glass





Marble is the star of the Topkapi just as it was in Turkey's most luxurious Hammams of yesteryear. This amazingly resistant, long-lasting material feels particularly good to the touch further enhancing the pleasure of your Turkish bath.

Il marmo è protagonista in Topkapi come lo è negli hammam storici più ricchi della Turchia. Questo straordinario materiale, estremamente longevo e resistente, ha una speciale resa tattile che amplifica il piacere del bagno turco.

Version: Marquina marble with rain-effect glass





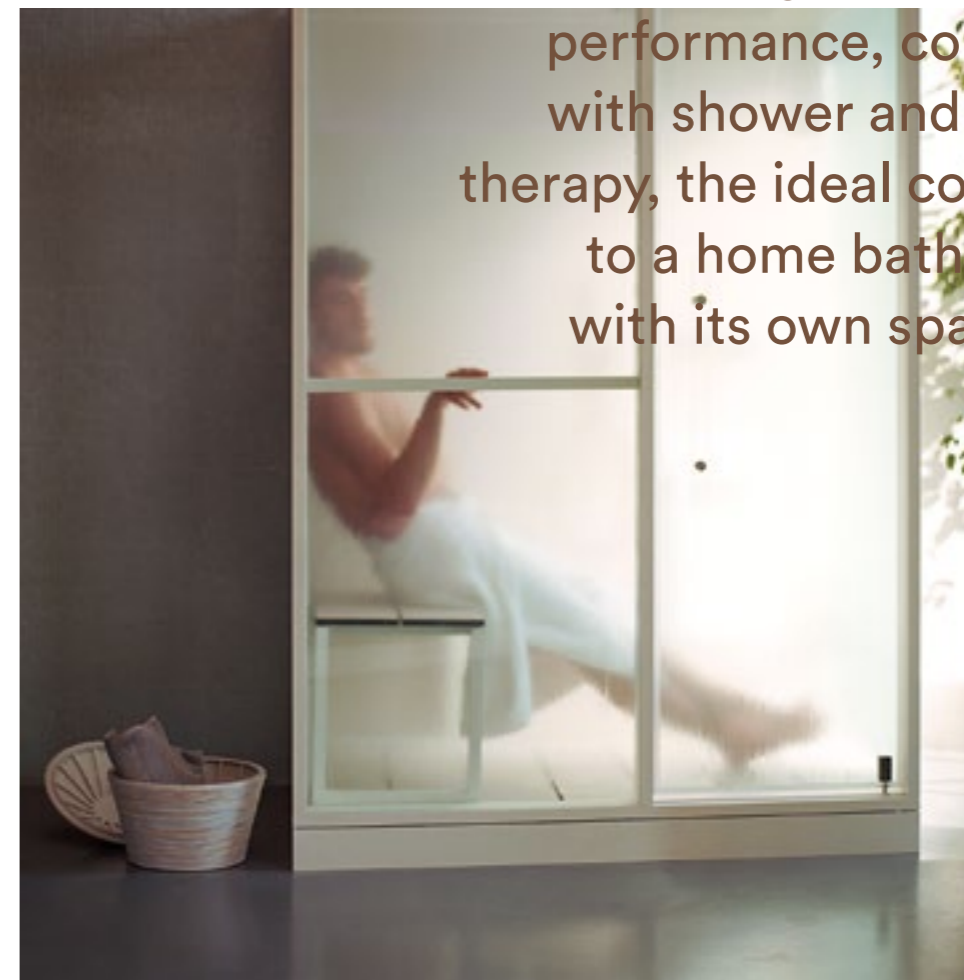


→ H-Medium  
Hammam with shower.  
Version:  
Cloud - White Cloud

# H

HAMMAM  
Talocci Design

A line of Hammams delivering professional performance, complete with shower and colour therapy, the ideal complement to a home bathroom with its own spa area.



**Serie di hammam con prestazioni professionali, completi di doccia e cromoterapia, ideali per completare il bagno di casa con un'area dedicata al benessere.**



→ Hammam completo di doccia e cromoterapia  
 → Hammam complete with shower and colour therapy

→ Tecnologia Aquasteam per la generazione del vapore: il massimo del controllo sulla qualità del tuo vapore  
 → Aquasteam steam generator technology for maximum control over the quality of your steam

→ Interno e arredi in Gres laminato 3,5 mm, Porte in vetro temperato 8 mm  
 → Interior and fittings in 3.5mm laminated grès porcelain, 8mm toughened glass doors

→ Disponibile in sette varianti cromatiche  
 → Available in seven colour schemes

→ Spazio doccia comodo e funzionale, con miscelatore termostatico, doccia a mano e soffione doccia a soffitto 42x42 cm con funzioni pioggia e nebulizzazione  
 → Comfortable, practical shower space with thermostatic mixer tap, hand-held and ceiling-mounted (42x42cm) shower heads, with rain and nebuliser functions

# H

HAMMAM  
 Talocci Design

#### Dimensioni

##### H-Large:

CM 173 X 102 X 220 H

##### H-Medium:

CM 152 X 102 X 220 H

##### H-Small:

CM 131 X 92 X 220 H

#### Dimensions

##### H-Large:

173 X 102 X H220 CM

##### H-Medium:

152 X 102 X H220 CM

##### H-Small:


131 X 92 X H220 CM



→ H-Medium Hammam with shower Version: Cloud - White Cloud



→ H-Medium  
Hammam with shower  
Version:  
Cloud - White Cloud





→ H-Medium  
Hammam with shower.  
Version:  
Cloud - White Cloud



La ciotola per bagnarsi  
con acqua fresca  
durante il bagno  
turco evoca le origini  
dell'hammam: la sua  
funzione è legata  
all'utilizzo dell'acqua  
nella pratica di questo  
antichissimo rito  
purificatore.

The bowl for dousing  
yourself with cool  
water during your  
Turkish bath evokes the  
historic origins  
of the Hammam  
in which water was an  
important feature of  
this ancient purification  
ritual.





## Steam generators

The Effegibi experience guarantees the essential elements for a quality Hammam

1 \_\_\_\_\_

Generating the right amount of steam

2 \_\_\_\_\_

Maintaining the right temperature

3 \_\_\_\_\_

Dealing with lime scale

4 \_\_\_\_\_

Controlling energy consumption

## Generatori di vapore

L'esperienza Effegibi garantisce gli elementi basilari per un hammam di qualità

1 \_\_\_\_\_

Corretta quantità di vapore prodotto

2 \_\_\_\_\_

Mantenimento della temperatura

3 \_\_\_\_\_

Gestione del calcare

4 \_\_\_\_\_

Controllo del consumo energetico

### Quality of steam

1 \_\_\_\_\_ 2 \_\_\_\_\_

A perfect Hammam is achieved when the steam makes it possible to reach a temperature above 40°C. In Effegibi products the temperature can be set on a scale from 42 to 48°C.

The smart steam management system, the fruit of many years of R&D, ensures even heat distribution inside the Turkish bath.

### Lime scale and hygiene

3 \_\_\_\_\_

Exclusive Effegibi technology has produced a unique system without mechanical filters on the generators and no need for frequent maintenance. All the boilers are stainless steel and a sophisticated system fills and empties the boiler with clean cold water every time it is used. This notably reduces the need for cleaning and maintenance, as well as ensuring the interior environment is perfectly hygienic.

### Optimised management of energy consumption

4 \_\_\_\_\_

Each Effegibi steam generator has an Energy Saver function. The maximum power of the generator is used to bring the water to boiling point and reach the set temperature. While it is functioning the energy input is reduced to a half or a third, depending on the model, while keeping the steam flow constant.

### Qualità del vapore

1 \_\_\_\_\_ 2 \_\_\_\_\_

Un perfetto hammam si ottiene quando il vapore consente di raggiungere una temperatura superiore ai 40°C. Nei prodotti Effegibi la temperatura è programmabile in una scala che va dai 42 ai 48°C. La sapiente gestione del vapore, frutto di anni di ricerca, ottimizza l'omogeneità del calore all'interno del bagno turco.

### Calcare e igiene

3 \_\_\_\_\_

La tecnologia esclusiva Effegibi, unica al mondo, consente di evitare filtri meccanici sul generatore e manutenzioni frequenti. Grazie a sistemi sofisticati, la caldaia (rigorosamente in acciaio inox) viene caricata e scaricata con acqua fredda e pulita a ogni utilizzo. Questo riduce notevolmente la necessità di interventi di pulizia e manutenzione, oltre a garantire una perfetta igiene all'interno dell'ambiente.

### Gestione ottimizzata del consumo energetico

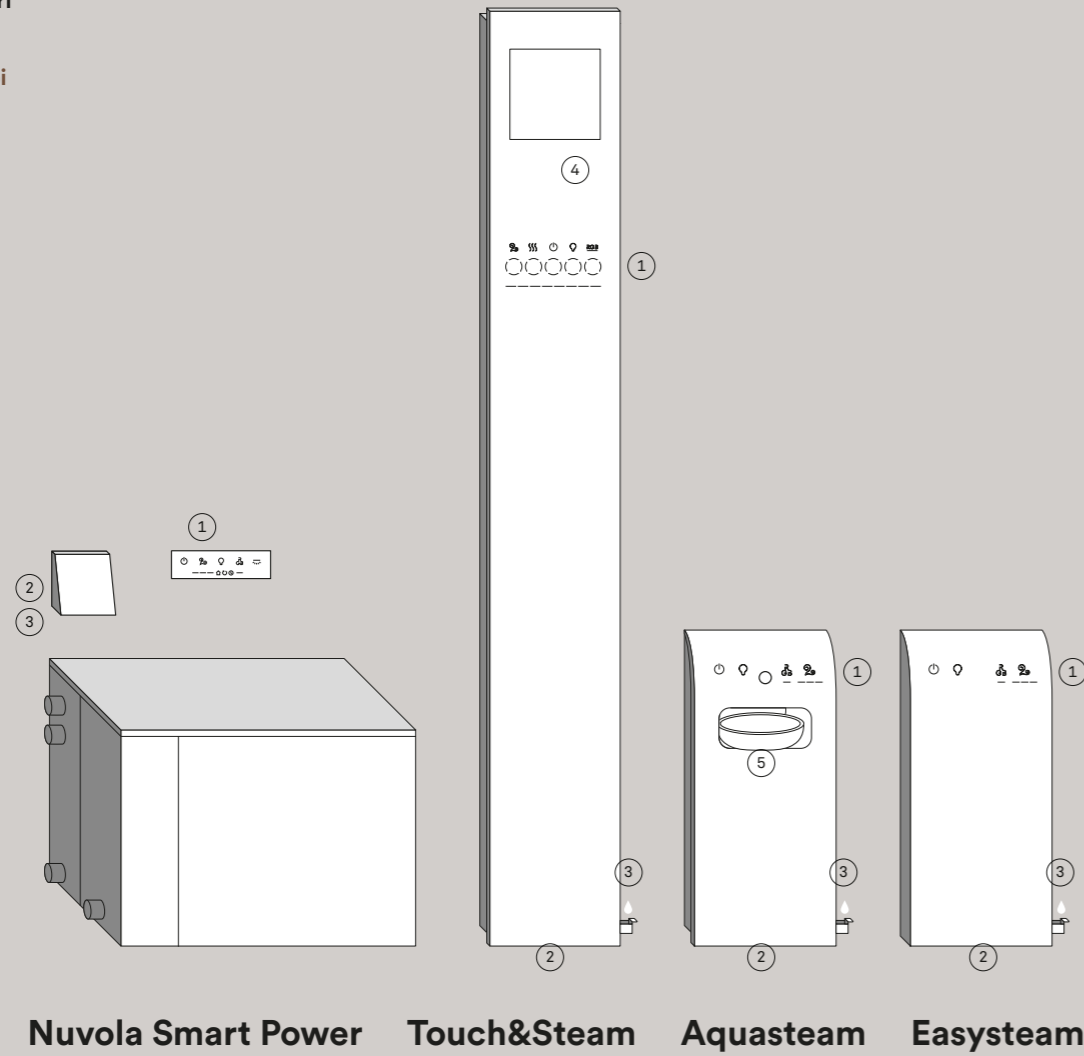
4 \_\_\_\_\_

Ogni generatore di vapore Effegibi è dotato di una funzione Energy Saver. La potenza massima del generatore viene sfruttata per portare in ebollizione l'acqua e raggiungere la temperatura impostata. Durante il funzionamento l'assorbimento viene ridotto alla metà o anche a un terzo, a seconda del modello di prodotto, pur mantenendo costante il getto di vapore.



La scelta di generatori di vapore Effegibi


The choice of Effegibi steam generators



TOUCH CONTROLS	①					
POWER STEAM	②					
RWF - REGULATING WATER FLOW						
SWF - SMART WATER FILLING						
SBC - SMART BOILER CLEANING						
SEC - SMART ENERGY CONTROL						
ODS - OPEN DOOR SENSOR						
ECC - EFFEGIBI COMFORT CONTROL						
AROMATHERAPY	③					
RGB CHROMOTHERAPY	④					
FOUNTAIN	⑤					

Produzione di vapore in relazione al vano hammam

Steam generated in relation to the Hammam cubicle



NUVOLA SMART POWER

TOUCH&STEAM

AQUASTEAM/EASYSTEM


Ogni articolo Effegibi è sottoposto a verifiche qualitative sia sotto l'aspetto estetico che funzionale. La sicurezza dei prodotti Effegibi è certificata a livello internazionale dai principali marchi di qualità che garantiscono il rispetto delle più severe normative vigenti.

All Effegibi products are subject to quality checks in terms of both their aesthetics and functions. The safety of Effegibi products is certified by all the leading international certification bodies to guarantee compliance with the most rigorous current standards.





# Know-how & Technology

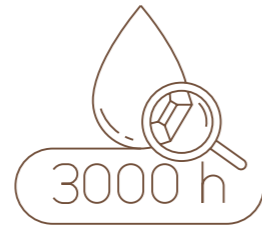


SMART ENERGY CONTROL

## SEC

Distribuzione uniforme nel tempo dei cicli di accensione e spegnimento delle termoresistenze in modo da ottenere una diffusione di vapore costante

Evenly spaced on/off periods for the heating elements to obtain even steam distribution throughout the session



SMART BOILER CLEANING

## SBC

Diluizioni e risciacqui intermedi calcolati sul reale fabbisogno per ridurre l'accumulo di calcare e aumentare la durata della caldaia senza manutenzione

Dilution and intermediate rinsing processes not time controlled but based on real need to reduce limescale deposits and avoid frequent boiler maintenance




SMART WATER FILLING

## SWF

Gestione ottimizzata di riempimento caldaia, risciacqui intermedi e svuotamento. Le resistenze lavorano sempre in maniera ottimale

Optimised management of boiler filling, intermediate rinsing and emptying process. Heating elements programmed for optimum operation



OPEN DOOR SENSOR

## ODS

Grazie alla sofisticata elettronica il generatore comprende quando la porta è aperta e blocca in automatico la produzione del vapore

The sophisticated electronics allow the generator to sense when the door is open and automatically block steam generation



EFFEGIBI COMFORT CONTROL

## ECC

Il sistema è integrato in ogni generatore di vapore Effegibi e consente di gestire a distanza il bagno turco tramite App Effegibi Experience My Hammam su tablet o smartphone

This system is built into every Effegibi steam generator, enabling remote control of the Turkish bath from a tablet or smartphone using the Effegibi Experience My Hammam app



REGULATING WATER FLOW

## RWF

Il generatore può lavorare dentro un ampio range di pressione dell'impianto idrico del locale: da 0,2 bar a 10 bar

The generator can work on a wide range of water systems with different pressures, from 0.2 bar to 10 bar

TRADITIONAL HAMMAM



NEW TECHNOLOGY FROM EFFEGIBI



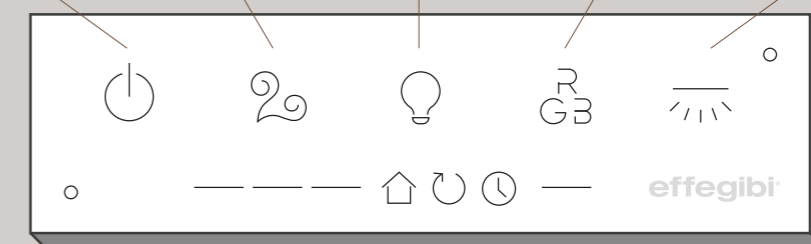
L'innovativo sistema di gestione della ventilazione minimizza la stratificazione delle temperature all'interno della cabina.

Il controllo delle funzioni hammam nei prodotti Effegibi è gestito da eleganti pannelli Touch retroilluminati, intuitivi e sempre visibili anche in presenza di vapore.

The innovative ventilation management system minimises temperature layering inside the cubicle.

All the functions of Effegibi Hammams are controlled from a stylish back-lit touch panel, that is intuitive to use and can always be seen through the steam.

ON-OFF BUTTON HAMMAM BUTTON WHITE LIGHT BUTTON RGB LIGHT BUTTON MOOD LIGHTING BUTTON



HOME-AUTOMATION ICON

REMOTE ICON

PROGRAMMING ICON







Hotel Rosa Alpina  
Châlet Zeno  
San Cassiano - Bolzano  
Italy







→ Steam  
generator:  
Nuvola Smart Power.  
Door: Tuttovetro Inside,  
with built-in frame  
(h220cm)

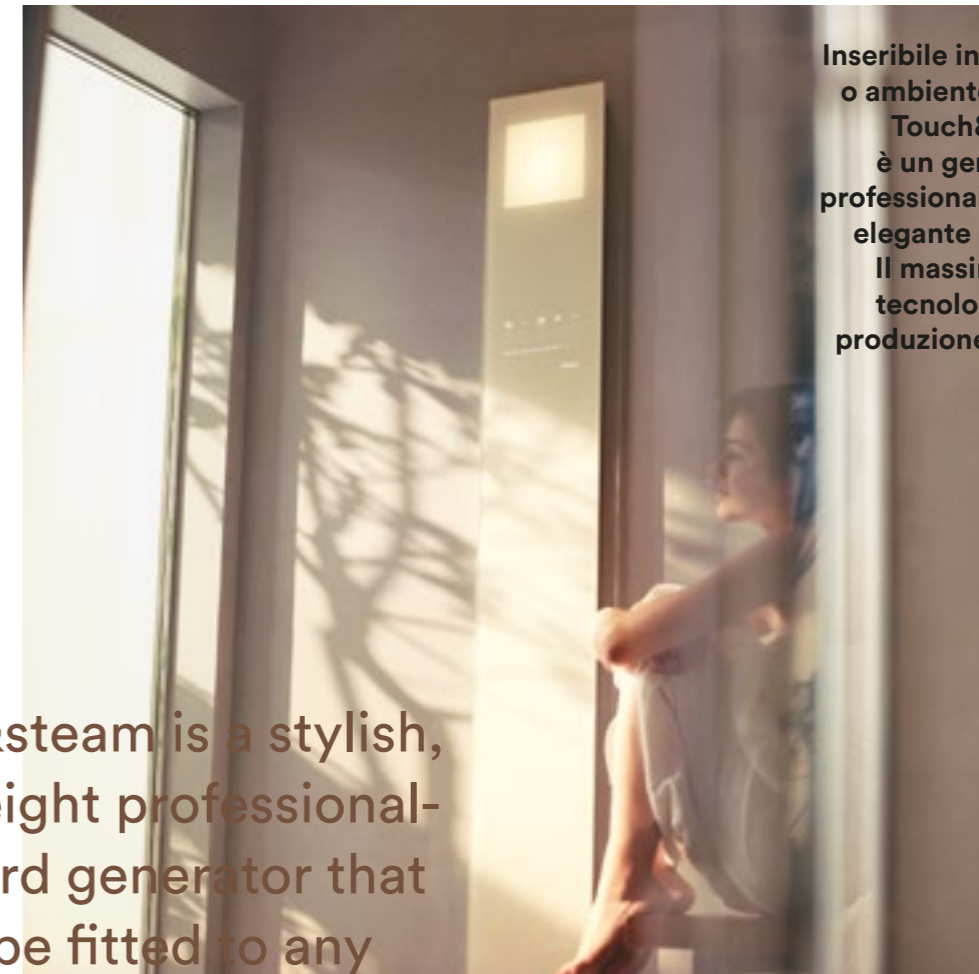




→ Touch&Steam  
with Spaziofilo 160 door.  
Topkapi Bench with  
natural finish Burma teak  
seat.

# Touch&Steam

STEAM GENERATOR



Inseribile in ogni doccia  
o ambiente hammam  
Touch&steam  
è un generatore  
professionale dal design  
elegante e leggero.  
Il massimo della  
tecnologia nella  
produzione di vapore.

Touch&steam is a stylish,  
lightweight professional-  
standard generator that  
can be fitted to any  
shower or Hammam  
environment. State-of-  
the-art steam-generating  
technology.



→ **Generatore di vapore completo di cromoterapia e aromaterapia**  
 → Steam generator complete with colour and aroma therapy

→ **Tecnologia Effegibi per la generazione del vapore: il massimo del controllo su qualità, densità e igiene**  
 → Effegibi steam generation technology gives you maximum control over steam quality and density and hygiene

→ **Sistema ventilazione dell'aria che minimizza la stratificazione delle temperature all'interno della cabina**  
 → Air ventilation system minimises temperature layering inside the cubicle

→ **Manutenzione ridotta grazie al sistema automatico di lavaggio della caldaia che minimizza l'accumulo di calcare**  
 → Low maintenance thanks to the automatic boiler-cleaning system that minimises lime-scale build-up

→ **Pannello di controllo touch con icone retroilluminate e indicatore del livello di temperatura**  
 → Touch-screen control panel with backlit icons and temperature indicator

→ **ESS - Effegibi Sound System, per il controllo della musica direttamente dal proprio dispositivo**  
 → ESS - Effegibi Sound System, delivers music from your own device

→ **Caldo Doccia: sistema di riscaldamento a ventilazione forzata con funzione di preriscaldamento vano**  
 → Warm air function: forced ventilation heating system with unit pre-heating function

→ **Design elegante e compatto costituito da una lastra di vetro temperato serigrafato, spessore visibile: 3,7 cm**  
 → Stylish, compact design featuring a panel of silk-screen-printed toughened glass, visible thickness 3.7cm

→ **Abbinabile alle porte e vetrate della gamma Effegibi, specificamente progettate per hammam**  
 → Can be teamed with doors and glass panels from the Effegibi range specifically designed for Hammams

# Touch&Steam

STEAM GENERATOR

## Dimensioni

**Touch&Steam:**  
 CM 23 X 3,7 X 165 H

## Dimensions

**Touch&Steam:**  
 23 X 3.7 X H165 CM

## Controcassa:

CM 40 X 10 X 173 H

## Counterbox:

40 X 10 X H173 CM

## Volume vano:

MAX 9.2 M<sup>3</sup>

## Cubicle volume:

MAX 9.2 M<sup>3</sup>

MODELLO MODEL	VOLUME VANO COMPARTMENT VOLUME (M <sup>3</sup> )	POTENZA POWER (KW)
30	0 - 3,5	3,0
45	3,5 - 4,5	4,5
60	4,5 - 6,2	6,0
90	6,2 - 9,2	9,0



→ **Touch&Steam with Spaziofilo 160 door and Spaziofilo 80 glass panel.**





## Doors and glass panels

Touch&Steam can be fitted to any environment set up to house a Hammam, from a home shower to larger spaces and also made-to-measure designs. It is essential for such an area to be fitted with doors and glass panels specifically designed for a Hammam, capable of insulating it from the outer environment while maintaining a controlled air-flow.

## Porte e vetrate

Touch&Steam può essere applicato in ogni ambiente predisposto per ospitare un hammam: dalla doccia di casa a spazi più ampi, anche progettati su misura. È fondamentale che a queste aree siano applicate porte e vetrate specifiche per hammam, in grado di isolare dall'esterno mantenendo un passaggio calibrato dell'aria.





With Touch&Steam you can enjoy the benefits of colour therapy. There is a choice of five fixed colours (red, yellow, green, blue, aquamarine) and 4 programs providing tonal variations within one colour range (dawn, sunset, sea, forest).

Con Touch&Steam si apprezzano i benefici della cromoterapia. Si può scegliere tra 5 colori in modalità fissa (rosso, giallo, verde, blu, acquamarina) e 4 programmi di variazioni di una gamma cromatica (alba, tramonto, mare, bosco).

→ Touch&Steam with Spaziofilo 160 door and Spaziofilo 80 glass panel.





Hotel Rosa Alpina  
Châlet Zeno  
San Cassiano - Italy









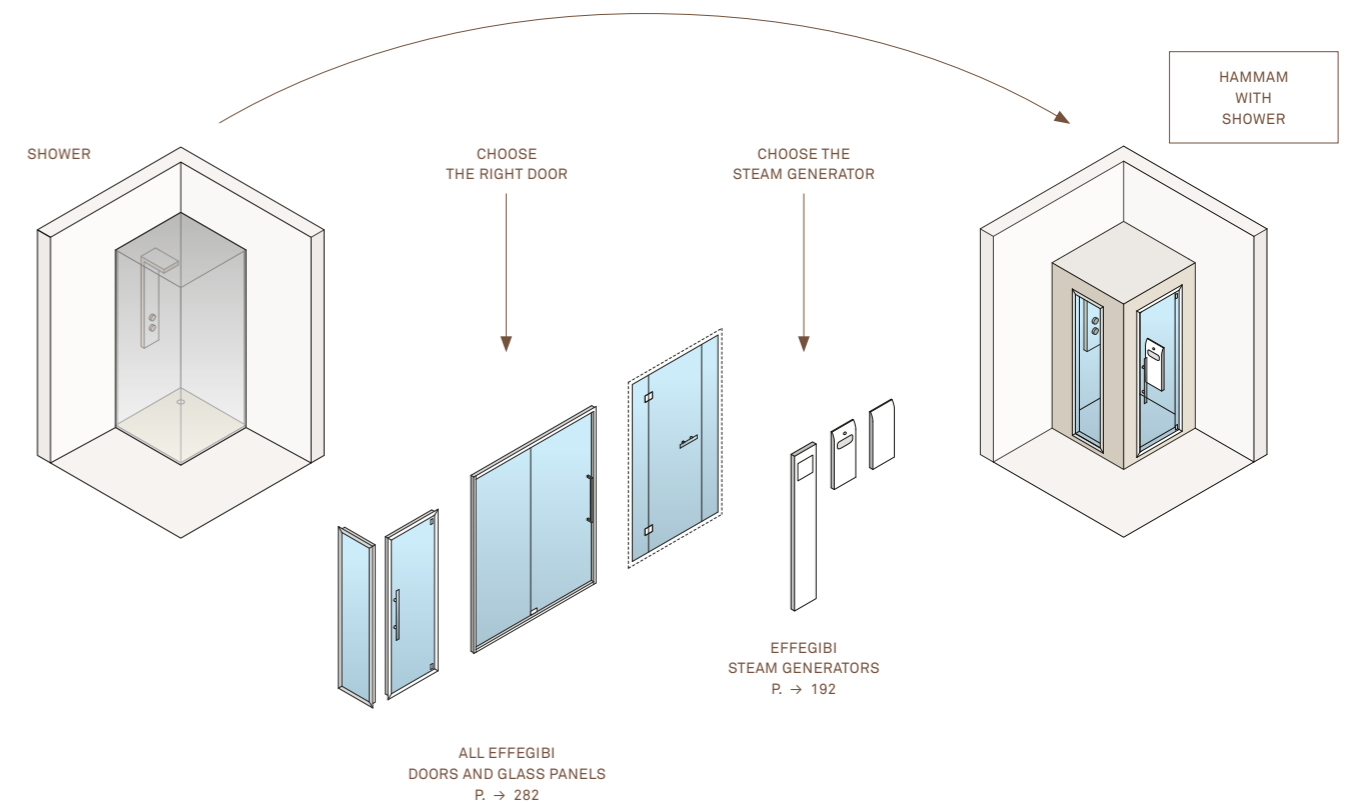


TRANSFORM  
YOUR SHOWER  
INTO  
A HAMMAM

TRASFORMA  
LA TUA DOCCIA  
IN HAMMAM

The secret to creating your dream Turkish bath at home is perfect door insulation to ensure that the steam stays inside while the right amount of air flows in from outside. Effegibi has designed a range of professional-standard doors that can be fitted to your shower cubicle to keep steam density constant and reduce consumption.

Il segreto per realizzare il bagno turco ideale a casa propria è l'utilizzo di una perfetta coibentazione della porta, in modo che il vapore sia isolato all'interno, mentre viene garantito il giusto ingresso di aria dall'esterno. Effegibi ha studiato una serie di porte professionali da applicare alla cabina doccia, per mantenere costante la densità del vapore e ridurre i consumi.



ALL EFFEGIBI  
DOORS AND GLASS PANELS  
P. -> 282

EFFEGIBI  
STEAM GENERATORS  
P. -> 192

HAMMAM  
WITH  
SHOWER





# Aquasteam

STEAM GENERATOR

Una lastra di vetro curvato con comandi digitali, una fonte e una ciotola rendono Aquasteam un generatore di vapore intuitivo nell'uso e perfettamente abbinabile a qualsiasi rivestimento.

A curved glass panel with digital controls, a spring and a bowl make Aquasteam an intuitive steam generator to use that blends perfectly with any décor.



→ Generatore di vapore con fonte, ciotola, aromaterapia  
 → Steam generator with spring, bowl and aroma therapy

→ Tecnologia Effegibi per la generazione del vapore: igiene, controllo del calcare e massima qualità del vapore  
 → Effegibi steam generation technology gives you maximum control over hygiene, lime-scale build-up and steam quality

→ Manutenzione ridotta e lunga durata grazie al sistema automatico di lavaggio della caldaia  
 → Low maintenance and a long life thanks to the automatic boiler-cleaning system

→ Design molto compatto costituito da una lastra di vetro curvato serigrafato, spessore visibile: 3,7 cm  
 → Extremely compact design featuring a curved panel of silk-screen-printed glass, visible thickness 3.7cm

→ Pannello di controllo touch con icone retroilluminate e indicatore del livello di temperatura  
 → Touch-screen control panel with backlit icons and temperature indicator

→ Predisposizione per collegamento a lampada per cromoterapia  
 → Set up for connection to a colour therapy lamp

→ Abbinabile alle porte e vetrate della gamma Effegibi, specificamente progettate per hammam  
 → Can be teamed with doors and glass panels from the Effegibi range specifically designed for Hammams

# Aquasteam

STEAM GENERATOR

**Dimensioni**  
**Aquasteam:**  
 CM 25 X 3,7 X 57 H

**Dimensions**  
**Aquasteam:**  
 25 X 3.7 X H57 CM

**Controcassa:**  
 CM 37 X 10 X 54 H

**Counterbox:**  
 37 X 10 X H54 CM

**Volume vano:**  
 MAX 4,5 M<sup>3</sup>


**Cubicle volume:**  
 MAX 4.5 M<sup>3</sup>

MODELLO MODEL	VOLUME VANO COMPARTMENT VOLUME (M <sup>3</sup> )	POTENZA POWER (KW)
30	0 - 3,5	3,0
45	3,5 - 4,5	4,5



→ Aquasteam with Spazio 80 door





→ Aquasteam  
with Spazio 80  
door



Aquasteam è dotato di una fonte di acqua fresca attivabile con un pratico comando touch.

Il cassetto porta essenze situato in basso permetterà la diffusione della vostra scelta di aromi.

Aquasteam is equipped with a cool water spring operated by a practical touch-screen control.

The holder for essential oils at the bottom allows you to recreate your favourite aroma therapy experience.



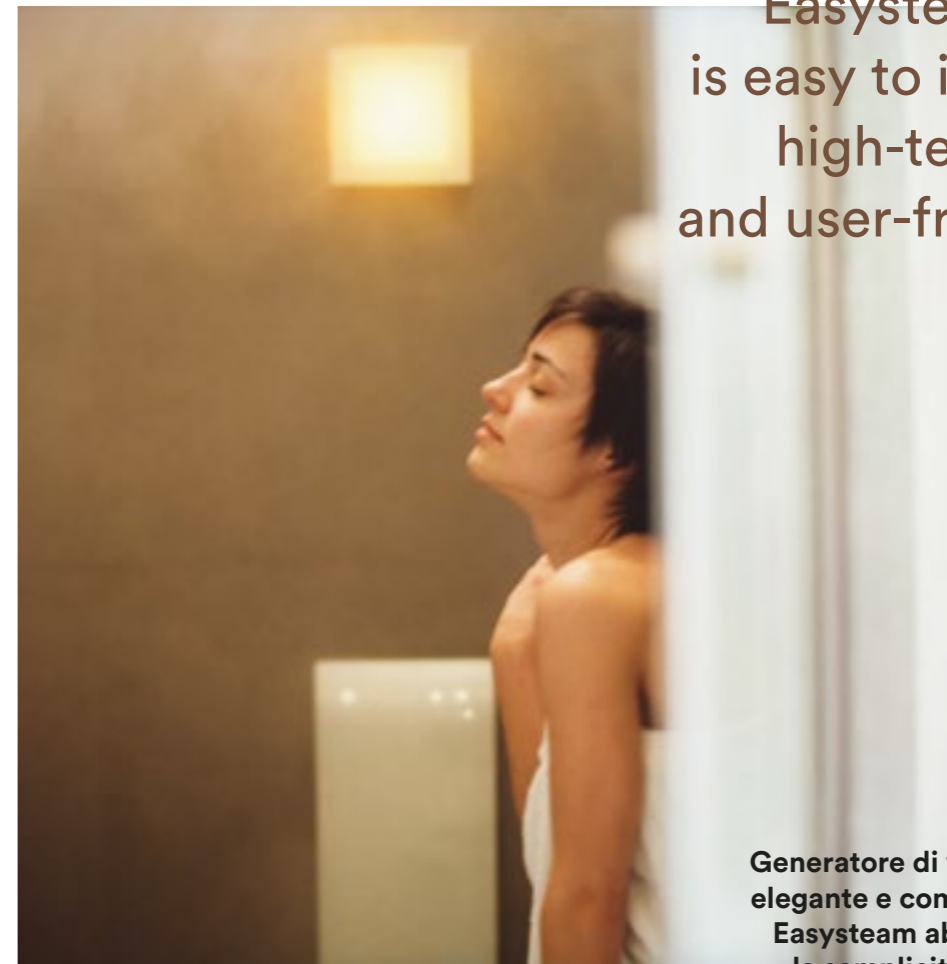




# Easystem

STEAM GENERATOR

A stylish, compact steam generator, Easystem is easy to install, high-tech and user-friendly.



**Generatore di vapore elegante e compatto, Easystem abbina la semplicità di installazione, elevata tecnologia e semplicità di utilizzo.**



→ Generatore di vapore con aromaterapia  
→ Steam generator with aroma therapy

→ Tecnologia Effegibi per la generazione del vapore: igiene, controllo del calcare e massima qualità del vapore  
→ Effegibi steam generation technology gives you maximum control over hygiene, lime-scale build-up and steam quality

→ Manutenzione ridotta e lunga durata grazie al sistema automatico di lavaggio della caldaia  
→ Low maintenance and a long life thanks to the automatic boiler-cleaning system

→ Design molto compatto costituito da una lastra di vetro curvato serigrafato, spessore visibile: 3,7 cm  
→ Extremely compact design featuring a curved panel of silk-screen-printed glass, visible thickness 3.7cm

→ Pannello di controllo touch con icone retroilluminate e indicatore del livello di temperatura  
→ Touch-screen control panel with backlit icons and temperature indicator

→ Predisposizione per collegamento a lampada per cromoterapia  
→ Set up for connection to a colour therapy lamp

→ Abbinabile alle porte e vetrate della gamma Effegibi, specificamente progettate per hammam  
→ Can be teamed with doors and glass panels from the Effegibi range specifically designed for Hammams

# Easystem

STEAM GENERATOR

## Dimensioni

Easystem:  
CM 25 X 3,7 X 57 H

Controcassa:  
CM 37 X 10 X 54 H

## Dimensions

Easystem:  
25 X 3.7 X H57 CM

Counterbox:  
37 X 10 X H54 CM

MODELLO MODEL	VOLUME VANO COMPARTMENT VOLUME (M <sup>3</sup> )	POTENZA POWER (KW)
30	0 - 3,5	3,0
45	3,5 - 4,5	4,5



→ Easystem with Smart 65 door





→ Easystem  
with Smart 65  
door



→ Come tutti i prodotti della famiglia touch Easystem è dotato di contenitore porta essenze laterale per una inebriante esperienza di aromaterapia.

→ L'aromaterapia è stata riconosciuta per secoli come avente effetti curativi. Gli oli essenziali utilizzati nell'hammam possono aiutare a svegliare, rinfrescare, stimolare, rilassare il corpo e la mente.

→ Just like all the products in the touch control family, Easystem has a container for essential oils at the side, for an inebriant aroma-therapy experience.

→ The curative effects of aroma therapy have been recognised for centuries. Using essential oils in your Hammam can help to wake up, refresh, stimulate and relax your body and mind.



**Generatore di vapore disponibile in versione 3 e 4,5 kW. Una lastra di vetro curvato rappresenta l'interfaccia di comando con icone retroilluminate.**

Steam generator available in 3 and 4.5 kW versions. A curved glass panel forms the control interface with backlit icons.





# Nuvola Smart Power

STEAM GENERATOR

Generatore di vapore ad alta potenza, da collocare all'esterno dello spazio hammam: la più sofisticata tecnologia esistente e la pulizia formale fanno Nuvola Smart Power un prodotto senza rivali.

A high-power steam generator, to be fitted outside the Hammam space. The most sophisticated technology in existence and its clean lines make Nuvola Smart Power an unrivalled product.



→ Generatore di vapore professionale esterno, adatto per ampie cubature  
 → External professional-standard steam generator suitable for large spaces

→ 3000 ore garantite di funzionamento senza bisogno di manutenzione  
 → 3000 hours maintenance-free operation guaranteed

→ Vapore e temperatura sempre perfetti grazie al nuovo Sistema ventilazione dell'aria  
 → Perfect steam and temperature guaranteed every time by the new air ventilation system

→ Funzione ODS (Open Door Sensor): il generatore blocca la produzione di vapore se rileva che la porta è aperta  
 → ODS (Open Door Sensor) function stops the generator producing steam if the sensor detects that the door is open

→ Nuvola Smart Power è adatto per soluzioni ad incasso e consente quindi l'applicazione a spazi realizzati su misura  
 → Nuvola Smart Power is ideal for built-in solutions making it suitable for made-to-measure spaces

→ Controllo automatico delle termoresistenze per una distribuzione di vapore uniforme nel tempo  
 → Automatic heating element control for even steam distribution over time

→ Pannello di controllo touch con icone retroilluminate e indicatore del livello di temperatura  
 → Touch-screen control panel with backlit icons and temperature indicator

→ Funzione SWF (Smart Water Filling): gestione ottimizzata di utilizzo della caldaia per il massimo risparmio energetico e aumento della durata  
 → SWF (Smart Water Filling) function optimises boiler use for maximum energy saving and increased longevity

# Nuvola Smart Power

STEAM GENERATOR

Dimensioni:  
 CM 52 X 26 X 27 H

Dimensions:  
 52 X 26 X H27 CM

Volume vano:  
 50 M<sup>3</sup> E OLTRE

Cubicle volume:  
 50 M<sup>3</sup> AND ABOVE

MODELLO MODEL	VOLUME VANO COMPARTMENT VOLUME (M <sup>3</sup> )	POTENZA POWER (KW)
25	0 - 2,5	2,5
30	2,5 - 3,5	3,0
45	3,5 - 4,5	4,5
55	4,5 - 5,5	5,5
70	5,5 - 7,2	7,0
90	7,2 - 9,2	9,0
110	9,2 - 12,0	11,0
140	12,0 - 15,0	14,0
180	15,0 - 25,0	18,0
250	25,0 - 35,0	25,0
360	35,0 - 50,0	36,0

## Diffusore di vapore

Nuvola Smart Power è dotato di un nuovo diffusore ad altissima tecnologia completo di ventilazione per mantenere sempre uniforme la densità e la temperatura del vapore

## Steam Diffuser

Nuvola Smart Power is equipped with a new high-tech steam diffuser with ventilation to keep the steam density and temperature even







→ Nuvola Smart Power  
with Tuttovetro  
Inside door with built-in  
frame (h220cm)

→ Nuvola Smart Power  
è disponibile con potenze da 2,5  
a 36 kw, per spazi fino a 50 m<sup>3</sup>.  
Per ambienti di maggiore  
dimensione è possibile rivolgersi  
a Effegibi per studiare soluzioni  
personalizzate.

→ Nuvola Smart Power  
is available in 2.5 to 36 kw  
versions for spaces up to 50 m<sup>3</sup>.  
For larger environments you  
can call on the Effegibi team  
to come up with personalised  
solutions.





→ **Coordinated**  
FeelGood shower system  
teamed with Nuvola Smart  
Power. Touch-screen control  
panel with backlit icons  
operates all the functions  
(shower, steam, lighting).  
FeelGood can be teamed with  
any Effegibi steam generator.

→ **Sistema coordinato**  
doccia FeelGood abbinato  
a Nuvola Smart Power.  
Pannello di controllo touch  
con icone retroilluminate per  
la gestione di tutte le funzioni  
(doccia, vapore, luce)  
FeelGood può essere abbinato  
a qualsiasi generatore di vapore  
Effegibi.







Effegibi can produce made-to-measure designs able to combine saunas, Hammams, relaxation zones and a shower area, in other words, the perfect spa.

Effegibi è in grado di realizzare progetti su misura che prevedono la combinazione di saune, hammam, spazi relax, area doccia: il centro benessere ideale.


→ Nuvola Smart Power with Tuttovetro Inside door with built-in frame (h220cm)





→ **Porta Tuttovetro Inside profilo incassato:** sistema componibile di porte che permette di coprire ampie superfici vetrate mantenendo la massima eleganza e leggerezza nei profili

→ **Tuttovetro Inside door with built-in frame:** a system for building doors making it possible to cover large glass surfaces while maintaining the stylish, lightweight look of the frame.



EFFEGIBI CUSTOM MADE






→ Touch-screen control panel with backlit icons and temperature indicator



→ Tuttovetro Inside door with built-in frame

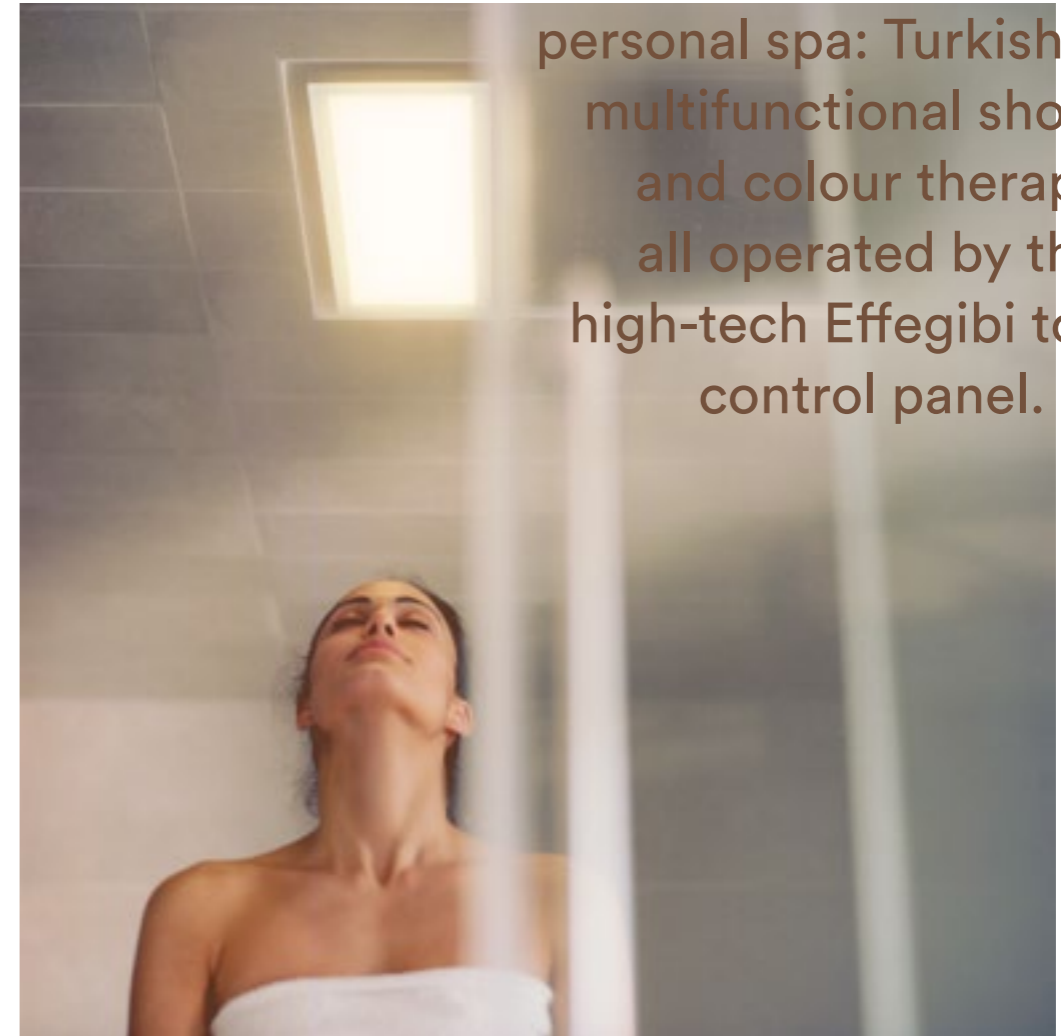




# FeelGood

SHOWER SYSTEM

An elegant coordinated collection for your personal spa: Turkish bath, multifunctional shower and colour therapy all operated by the high-tech Effegibi touch control panel.



**Elegante collezione coordinata per il vostro spazio benessere: bagno turco, doccia multifunzionale e cromoterapia, tutto gestito dal pannello di controllo touch Effegibi ad alta tecnologia.**



→ Sistema coordinato per spazio doccia con generatore di vapore e doccia multifunzione  
 → A coordinated system for a shower space with steam generator and multifunctional shower

→ FeelGood può essere abbinato a qualsiasi generatore di vapore Effegibi  
 → FeelGood can be teamed with any Effegibi steam generator

→ Pannello di controllo touch con icone retroilluminate per la gestione di tutte le funzioni (doccia, vapore, luce)  
 → Touch-screen control panel with backlit icons operates all the functions (shower, steam, lighting)

→ Doccia con tre differenti getti d'acqua: acqua a pioggia, a cascata e nebulizzata

→ Shower with three different flows of water: rain, waterfall and mist

→ FeelGood può essere installato facilmente su ambienti realizzati su misura  
 → FeelGood is easy to install in made-to-measure environments

# FeelGood

SHOWER SYSTEM

Dimensioni soffione:  
 CM 47 X 67

Shower head dimensions:  
 CM 47 X 67



→ Coordinated shower system for Hammam teamed with a Touch&Steam steam generator

→ Spazioslide 160 door and Spazio 80 glass panel






→ **Made-to-measure  
Hamam space with  
FeelGood, Touch&steam  
steam generator  
and Spazioslide 160 door**





Coordinated shower system for Hammam.  
Shower with three different flows of water:  
rain, waterfall and mist





→ FeelGood with  
Touch&Steam steam  
generator  
and Spazioslide 160 door



→ Touch-screen  
control panel with backlit  
icons operates all the  
functions







→ FeelGood  
is easy to install  
in made-to-measure  
environments



## Come si fa il bagno turco

Il grande bisogno di relax e tranquillità tipico della nostra civiltà si scioglie nel caldo tepore dell'hammam.

Non esiste un momento giusto per farlo, la scelta è molto personale. È preferibile, però, seguire alcuni suggerimenti. Prima di entrare è meglio bere un bicchiere d'acqua o una tisana, per evitare di disidratarsi. Poi, inumidire la pelle con una doccia tiepida per prepararla al bagno di vapore.

Nel bagno turco si può stare nudi o coperti da un asciugamano in fibra naturale. Il periodo di permanenza varia da 10 a 15 minuti, ma occorre ascoltare il proprio corpo e fermarsi fino a quando non si desidera uscire.

## How to take a Turkish bath

That great yearning for peace and relaxation so typical of our society dissolves in the warmth of the Hammam.

There is no one right time to take a Turkish bath, this is an entirely personal choice, but here is some useful advice.

Before entering it is a good idea to drink a glass of water or herbal tea to avoid becoming dehydrated. Then wet your skin with a warm shower to prepare it for the steam bath.

You can enjoy the Turkish bath in the nude or covered with natural fibre towel. You can stay in it for from 10 to 15 minutes but you should listen to your body and stay there until it tells you it's time to leave.


All'interno, oltre al vapore, si può godere anche dell'aromaterapia, con oli essenziali scelti per risvegliare, rinfrescare, stimolare o rilassare. Anche i colori della cromoterapia agiscono beneficamente sul corpo e la mente. Si conclude con una doccia fresca e ci si sdraia per qualche minuto di relax.

In addition to the steam you can also enjoy some aromatherapy with the essential oils of your choice to wake you up, refresh or stimulate yourself or relax.


You can also enjoy the physical and mental benefits of colour therapy. Finish your session with a cool shower and lie down and relax for a few minutes.



## How to take a Turkish bath



- a. (2')  
Doccia tiepida  
Warm shower
- b. (6')  
Bere tisana calda per favorire la sudorazione  
Drink a hot herbal tea to encourage sweating
- c. (2')  
Frizione con guanto di crine per stimolare la circolazione  
Rub the skin with a horsehair glove to stimulate the circulation
- d. (20')  
Bagno turco  
Turkish bath
- e. (30'')  
Immersione in vasca fredda oppure  
Take a cool bath or  
ee. (2')  
Doccia fredda  
Cool shower




- f. (15')  
Bagno turco  
Turkish bath
- g. (30'')  
Immersione in vasca fredda oppure  
Take a cool bath or  
gg. (2')  
Doccia fredda  
Cool shower
- h. (1')  
Asciugarsi  
Dry yourself
- i. (20')  
Sdraiarsi nel lettino e rilassarsi  
Stretch out and relax on the lounge
- j. (1')  
Bere per reintegrare i liquidi  
Have a drink to restore your liquid balance





EFFEGIBI CUSTOM MADE

Private house  
Saint Petersburg  
Russian Federation







EFFEGIBI CUSTOM MADE

Relaxation Area  
Britannia  
P&O Cruises







EFFEGIBI CUSTOM MADE

Private house  
Genova  
Italy



→ Omniasteam Touch abbina design, tecnologia, facilità di installazione e si adatta alle diverse esigenze

→ Omniasteam Touch combines design flair, technology and ease of installation, able to meet many different needs

→ Disponibile in due versioni: porta e colonna (88x198 cm) oppure porta, colonna e vetrata fissa (145x198 cm)

→ Available in two versions: door and column (88 x 198cm) or door, column and fixed glass panel (145 x 198cm)

→ Pannello di controllo touch con icone retroilluminate per la gestione di tutte le funzioni

→ Touch-screen control panel with backlit icons to operate all the functions

→ Funzione Caldo doccia: sistema di riscaldamento a ventilazione forzata con funzione preriscaldamento

→ Warm air function: forced ventilation heating system with unit pre-heating function

→ Funzione Power steam: sistema ventilazione dell'aria che minimizza la stratificazione delle temperature all'interno della cabina

→ Power steam function: air ventilation system that minimises temperature layering inside the cubicle

# Omniasteam Touch

DOOR WITH BUILT-IN STEAM GENERATOR

## Dimensioni

Omniasteam Touch 88:  
CM 88 X 198 H

## Dimensions

Omniasteam Touch 88:  
88 X H198 CM

Omniasteam Touch 145:  
CM 145 X 198 H

Omniasteam Touch 145:  
145 X H198 CM

MODELLO MODEL	VOLUME VANO COMPARTMENT VOLUME (M <sup>3</sup> )	POTENZA POWER (KW)
30	0 - 3,5	3,0
45	3,5 - 4,5	4,5

→ Omniasteam Touch 88 with Omnia 70 glass panel







Complete your shower  
with an Omniasteam  
Touch door.  
A column built into the  
frame encloses the steam  
generator and all its  
functions to create your  
personal home Hammam.

→ Omniasteam  
Touch 145  
complete with side  
glass panel



Completa la tua doccia  
con una porta  
Omniasteam Touch:  
una colonna inserita nel  
telaio racchiude il generatore  
di vapore e tutte le funzioni  
per creare in casa  
il tuo hammam personale.




# Steambox

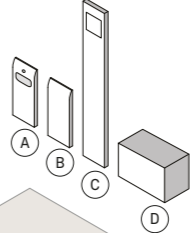
Steambox è il geniale sistema di costruzione del box hammam che consente un velocissimo assemblaggio delle pareti ed è predisposto per un isolamento perfetto dall'esterno, per il mantenimento ottimale di temperatura e qualità del vapore. Steambox è un kit comprensivo di pannelli di polistirene di vario spessore (10 cm e 5 cm) con rete e rasatura cementizia, piatto doccia con scarico integrato e tetto con sezione inclinata. Sono inclusi tutti i materiali necessari all'incollaggio e all'impermeabilizzazione. Il box è rivestibile con piastrelle o mosaico a scelta del cliente, è disponibile in varie configurazioni e consente la facile applicazione dei generatori di vapore e delle porte Spazio Frameless, studiate appositamente.

Steambox is an ingenious construction system for the Hammam cubicle with ultra-quick assembly of the walls and designed for perfect insulation from the outside environment, for optimum temperature control and steam quality. Steambox is a kit including polystyrene panels in two thicknesses, 10cm and 5cm, mesh-reinforced and mortar-finished, complete with shower tray with pre-fitted drain and roof with a sloping section. The kit contains all the necessary adhesives and waterproofing materials. The cubicle can be covered with the tiles or mosaic of the customer's choice and it is available in various formats, making it simple to install the steam generators and specially designed Spazio Frameless doors.

LEARN MORE ABOUT STEAMBOX:



KIT COMPONENTS:  
 SHOWER TRAY AND ROOF  
 10CM-THICK PANELS WITH FITTINGS FOR TAPS  
 10CM-THICK PANELS WITH BUILT-IN SYSTEMS  
 5 AND 10CM-THICK PANELS  
 ADHESIVES AND SEALING KIT



STEAMBOX WITH FITTINGS

STEAMBOX WITH BENCH READY FOR THE COVERING OF CHOICE

STEAMBOX WITH WALL-FITTED BENCH READY FOR THE COVERING OF CHOICE

- (A) AQUASTEAM
- (B) EASYSTEAM
- (C) TOUCH&STEAM
- (D) NUVOLA SMART POWER



# Complementi

# Accessories



# ESS

EFFEGIBI SOUND SYSTEM

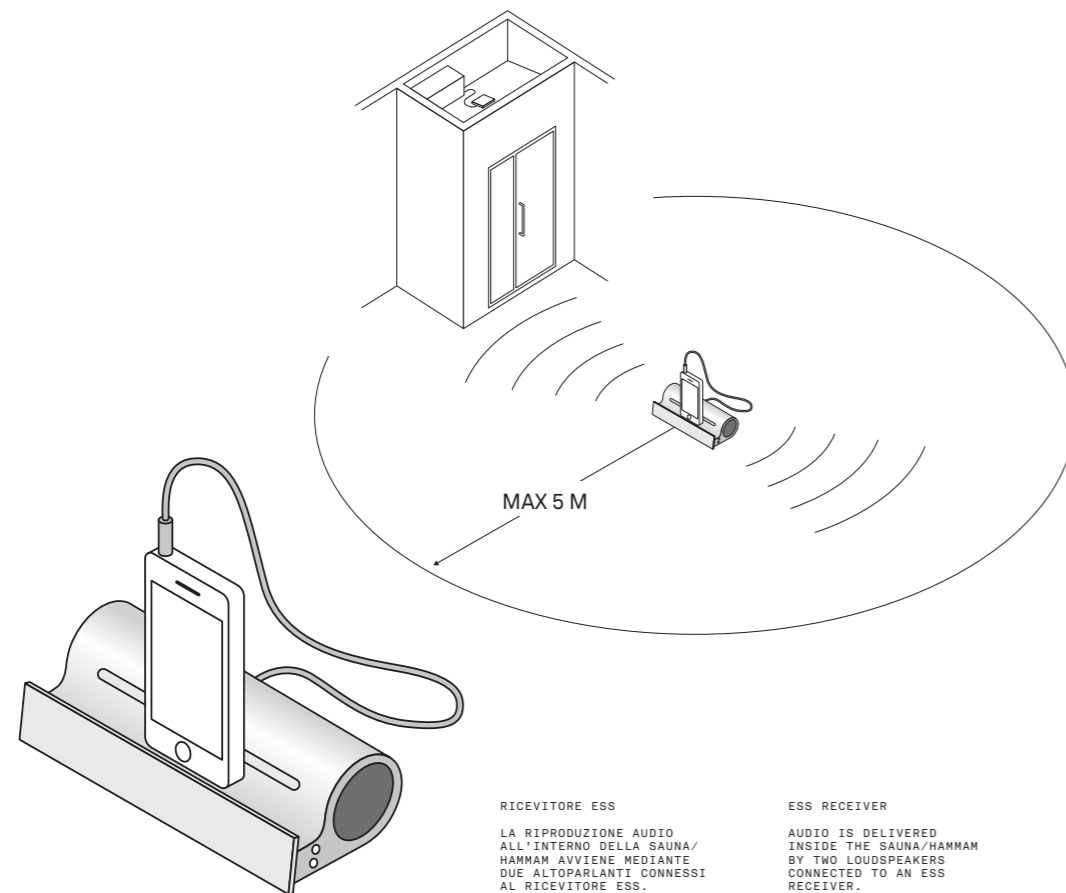
Collegando un tablet o uno smartphone alla docking station Effegibi è possibile ascoltare la musica preferita all'interno della sauna, dell'hammam o nell'ambiente in cui si trova. La diffusione all'interno della sauna o dell'hammam avviene tramite un altoparlante posizionato all'interno della cabina.

La docking station, dotata di due casse stereo, si collega automaticamente all'altoparlante interno senza dover installare software o predisporre collegamenti specifici.

The Effegibi docking station can be connected to any tablet or smartphone so you can listen to your favourite music both inside and outside the sauna or the Hammam.

The sound inside the sauna or the Hammam is transmitted by a loudspeaker placed inside the cubicle.

The docking station, which has two stereo speakers, connects automatically to the internal speaker with no need to install any software or make special connections.



RICEVITORE ESS

LA RIPRODUZIONE AUDIO ALL'INTERNO DELLA SAUNA/HAMMAM AVVIENE MEDIANTE DUE ALTOPARLANTI CONNESSI AL RICEVITORE ESS.

ESS RECEIVER

AUDIO IS DELIVERED INSIDE THE SAUNA/HAMMAM BY TWO LOUSPEAKERS CONNECTED TO AN ESS RECEIVER.

# ECC

EFFEGIBI COMFORT CONTROL

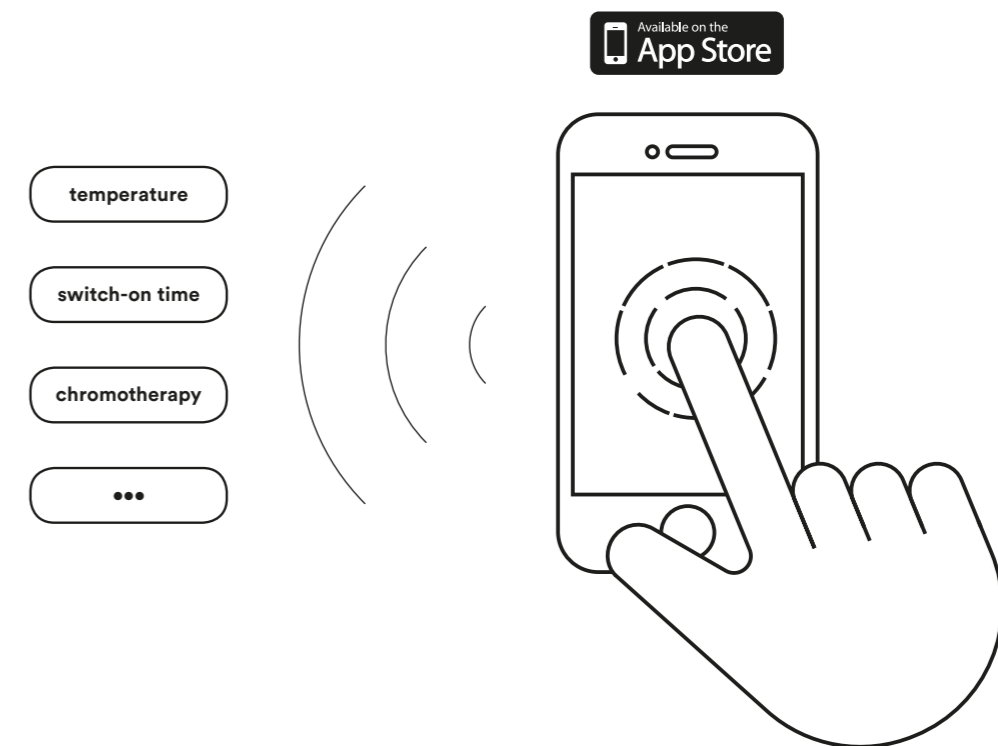
Sistema che consente di gestire a distanza il bagno turco o la sauna, scaricando l'apposita App Effegibi Experience sul proprio Tablet o Smartphone. È possibile personalizzare la propria esperienza comodamente da altri ambienti della casa ed eseguire funzioni quali impostazione dell'ora di accensione, della temperatura e selezione della luce preferita.

Inoltre la copertura Wi-Fi nell'ambiente in cui sono inseriti il bagno turco o la sauna, permette una programmazione remota da qualsiasi luogo (ufficio-auto ecc.). Infine l'App Effegibi Experience permette di avere informazioni utili sull'utilizzo del prodotto: da come utilizzarli al meglio a quali sono i suoi benefici fino alla storia di questo rito antico.

This system can control remotely the sauna or the Turkish bath. To enable it, just download the app Effegibi Experience to your Tablet or Smartphone. This makes it possible to personalise your own experience conveniently from other places in your home and pre-set such functions as switch-on time, temperature and your preferred light selection.

What's more, the Wi-Fi cover in the sauna or hammam area enables you to program it remotely from almost any other location, such as your office or car.

Last but not least, the Effegibi Experience app provides you with useful information about the product, such as how to get the best out of your sauna or your hammam and its health benefits, as well as historical notes on this centuries-old tradition.







ESS  
Effegibi Sound System



# Doors and glass panels

PORTE E VETRATE

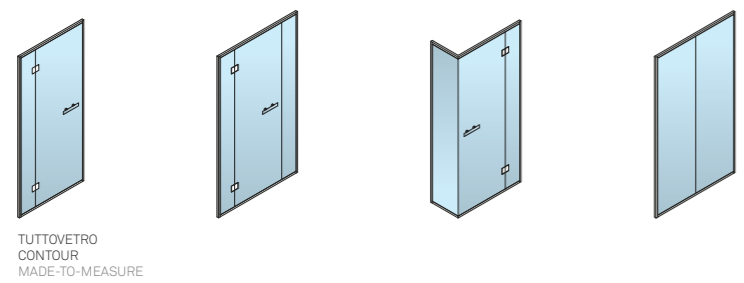
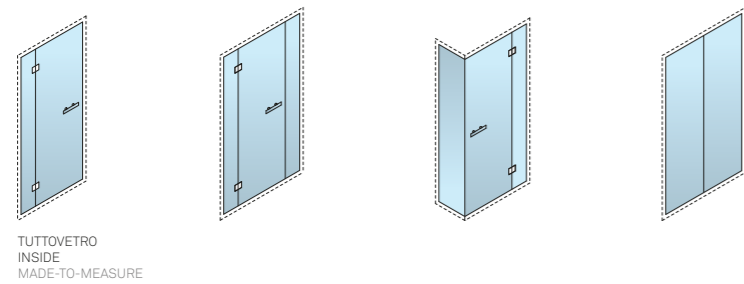
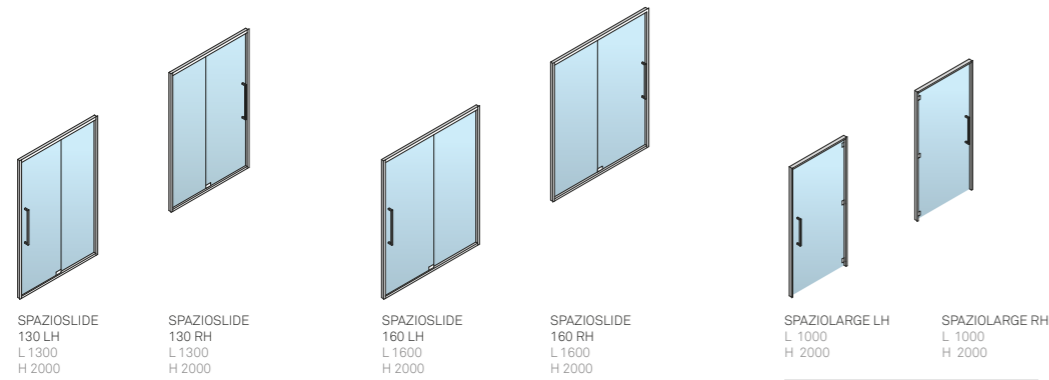
Le speciali porte Effegibi per hammam sono progettate per ottenere una tenuta perfetta alla fuoriuscita del vapore, garantendo il giusto ricircolo d'aria.

L'acciaio inox, l'alluminio e il vetro temperato di 8 mm di spessore rendono ogni modello molto durevole e facilmente abbinabile allo stile di ogni arredamento.

Grazie alle porte Effegibi, anche la semplice doccia di casa può essere trasformata in un perfetto bagno turco.

The special doors created by Effegibi for Hammams are designed to ensure a perfect seal against the escape of steam thus ensuring proper air circulation. Stainless steel and 8mm-thick toughened glass make each model tough and long-lasting and easily adaptable to any furnishing style.

Effegibi's special doors also enable any ordinary home shower to be transformed into the perfect Turkish bath.





# Spazioslide



SPAZIOSLIDE 180

## CARATTERISTICHE

- **Apertura scorrevole**
- **Disponibile in versione destra o sinistra**
- **Installata su controtelaio**
- **Profili in acciaio**

## FEATURES

- **Sliding version**
- **Right or left-opening options**
- **Fitted to the counterframe**
- **Steel edges**

# Spaziofilo



SPAZIOFILO 180

## CARATTERISTICHE


- **Porta con apertura classica**
- **A filo pavimento**
- **Installata su controtelaio**
- **Profili in acciaio**

## FEATURES

- **Classic pull-open door**
- **Flush with the flooring**
- **Fitted to the counterframe**
- **Steel edges**



# Spazio



SPAZIO 80

CARATTERISTICHE

- **Reversibile**
- **Installata su controtelaio**
- **Profili in acciaio**

FEATURES

- **Reversible**
- **Fitted to the counterframe**
- **Steel edges**

# Tuttovetro

Contour

Inside



CARATTERISTICHE

- **Porta con apertura classica**
- **Realizzabile su misura, h max 250 cm**
- **Contour:**
- **installata su telaio esterno**
- **in alluminio.**
- **Inside:**
- **installata su controtelaio,**
- **a filo pavimento.**

FEATURES

- **Classic pull-open door**
- **Can be made to measure, max height 250cm**
- **Contour:**
- **fitted to the aluminum frame**
- **mounted externally to the brickwork.**
- **Inside:**
- **fitted to the aluminium frame**
- **concealed in the brickwork**
- **flush with the flooring.**



# Smart



SMART 65

## CARATTERISTICHE

- **Porta con apertura classica**
- **Colorazione: bianco o alluminio**
- **Realizzabile su misura**
- **Profili in alluminio**

## FEATURES

- **Classic pull-open door**
- **Colours: white or aluminium**
- **Can be made to measure**
- **Aluminium edges**

# Smart Angolo



## CARATTERISTICHE

- **Porta con apertura classica**
- **Colorazione: bianco o alluminio**
- **Realizzabile su misura**
- **Profili in alluminio**

## FEATURES

- **Classic pull-open door**
- **Colours: white or aluminium**
- **Can be made to measure**
- **Aluminium edges**

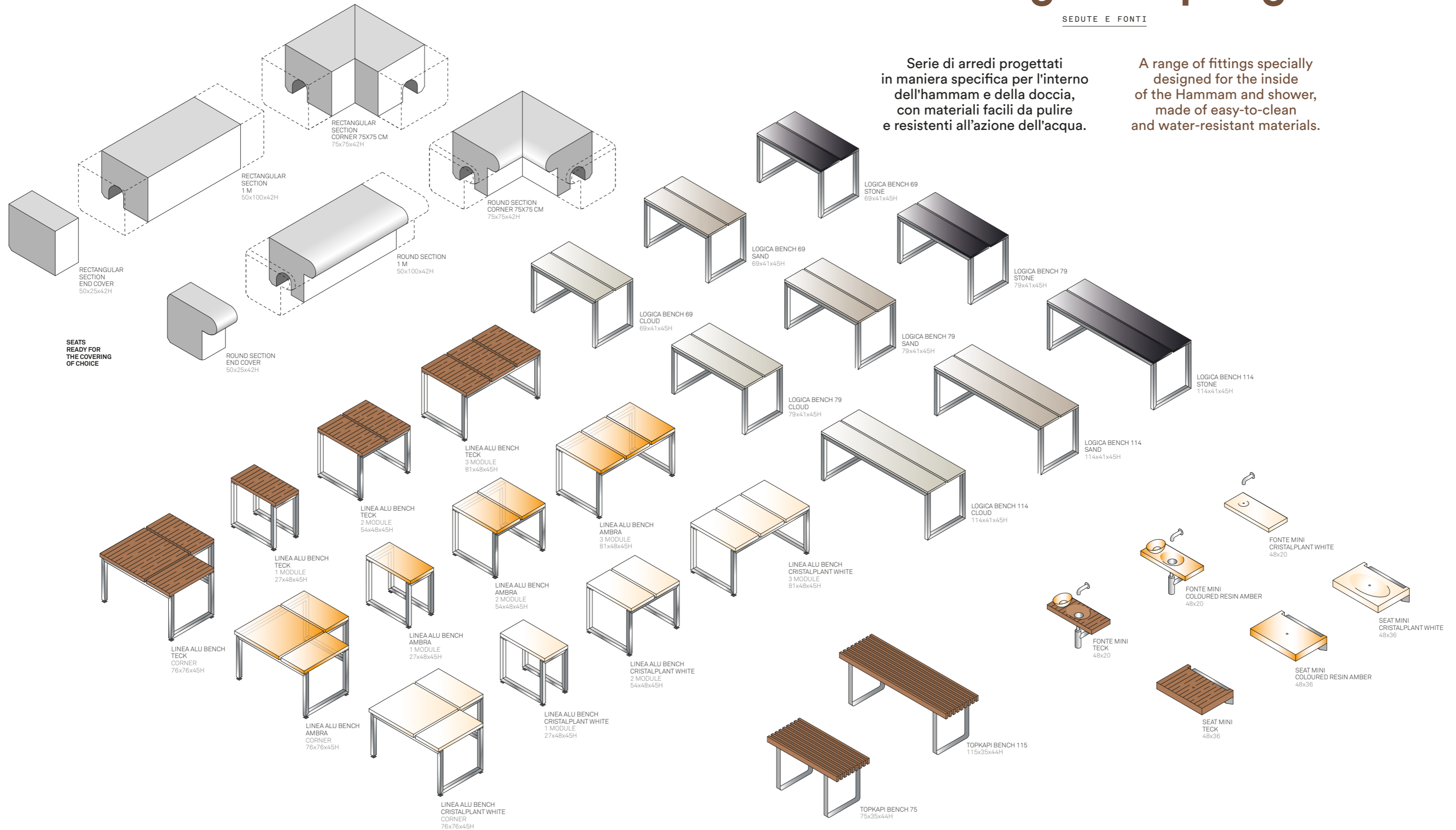


# Seating and Springs

SEDUTE E FONTI

Serie di arredi progettati in maniera specifica per l'interno dell'hammam e della doccia, con materiali facili da pulire e resistenti all'azione dell'acqua.

A range of fittings specially designed for the inside of the Hammam and shower, made of easy-to-clean and water-resistant materials.







TOPKAPI BENCH  
MODELS: 75 - 115



LOGICA BENCH



MINI SEAT AND MINI SPRING  
MODEL: COLOURED RESIN AMBER



MINI SEAT  
MODEL: COLOURED RESIN AMBER



MINI SPRING  
MODEL: CRISTALPLANT WHITE



MINI SPRING  
MODEL: TECK



LINEA ALU BENCH  
MODEL: CORNER - TECK



LINEA ALU BENCH  
MODEL: 3 MODULE - CRISTALPLANT WHITE



Mini  
Spring



Linea Alu  
Bench





# Other accessories

ARREDI E ACCESSORI

Effegibi ha studiato complementi d'arredo come poltrone, lettini, tavoli e chaise longue, che si abbinano a saune e hammam per completare con stile la vostra area benessere.

Effegibi has designed a complete range of fittings for saunas and Hammams with armchairs, loungers, tables and chaise longues to complete your spa area in style.







**Kneipp  
Shower Hose**



**Bodylove  
Relax lounger**





HAMMAM & SAUNA  
ESSENCES

# Aromateraphy

AROMATERAPIA

**I prodotti Effegibi sono predisposti per la diffusione di essenze profumate che completano l'atmosfera magica di sauna e hammam.**

**Effegibi products are set up for using aromatic oils to complete the magical atmosphere of the sauna and hammam.**



# BodyLove

**DIMENSIONI**

SAUNA+HAMMAM:  
CM 393 X 176 X 220 H  
SAUNA:  
CM 200 X 176 X 220 H  
HAMMAM:  
CM 200 X 176 X 220 H

**TAILOR MADE**

REALIZZABILE SU MISURA  
PIASTRELLABILE INTERNAMENTE  
ANCHE CON ALTRI RIVESTIMENTI.

**FINITURE PER SAUNA:**

HEMLOCK CANADESE;  
LEGNO MASSICCIO TERMOTRATTATO.

**FINITURE PER HAMMAM:**

GRES PORCELLANATO CHAMPAGNE;  
GRES PORCELLANATO AUVERGNE;  
VETRO A CANNE (FLUTES).

**COMPONENTI HAMMAM:**

GENERATORE NUVOLA SMART POWER  
ISPEZIONABILE DALL'ESTERNO;  
PANNELLO DI COMANDI TOUCH;  
VETRI EXTRACHIARI 10 MM;  
TETTO IN GRES PORCELLANATO;  
HAMMAM PANCHE IN CORIAN (BIANCO);  
CROMOTERAPIA A LED RGB;  
SOFFIONE DOCCIA ROTONDO;  
BASE FONTE IN MARMO BOTTICINO;  
CIOTOLA FONTE IN ACCIAIO COTTO,  
COLOR RAME.

**COMPONENTI SAUNA:**

VETRI EXTRACHIARI 10 MM;  
PANCHE IN LEGNO;  
STUFA CON PIETRE;  
COPRISTUFA IN CERAMICA SMALTATA;  
PANNELLO DI CONTROLLO FINITURA  
ACCIAIO SPAZZOLATO;  
MASTELLINO E MESTOLO IN LEGNO;  
CLESSIDRA.  
IMPIANTO ELETTRICO CANALIZZATO;  
ILLUMINAZIONE CON CROMOTERAPIA  
A LED RGB, 5 COLORI FISSI, 4 CICLI  
DINAMICI E LUCE BIANCA.

**DIMENSIONS**

SAUNA+HAMMAM:  
CM 393 X 176 X 220 H  
SAUNA:  
CM 200 X 176 X 220 H  
HAMMAM:  
CM 200 X 176 X 220 H

**TAILOR MADE**

IT IS FEASIBLE CUSTOM-MADE  
IT IS POSSIBLE TO APPLY DIFFERENT  
CLADDINGS INTERNALLY.

**SAUNA MATERIALS:**

CANADIAN HEMLOCK;  
SOLID WOOD HEAT TREATED.

**HAMMAM MATERIALS:**

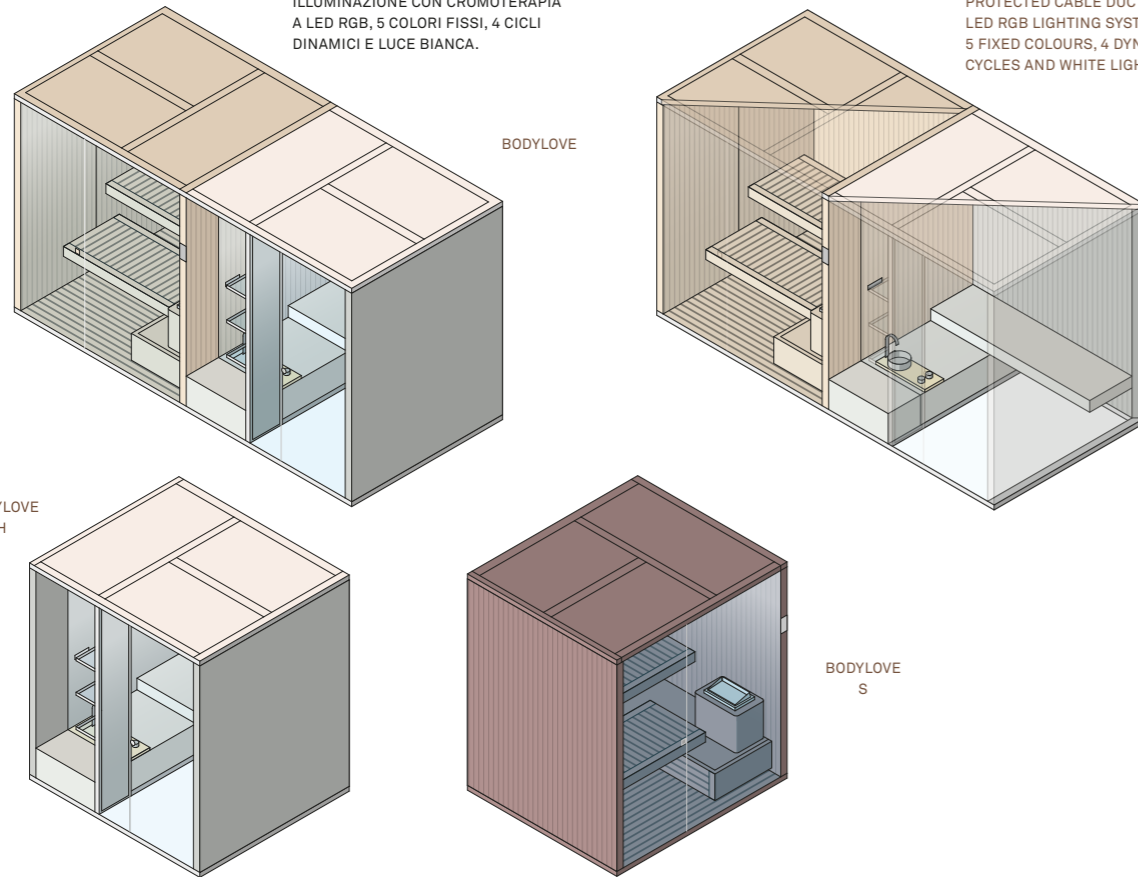
GRES PORCELAIN CHAMPAGNE;  
GRES PORCELAIN AUVERGNE;  
FLUTED GLASS.

**HAMMAM INCLUDES:**

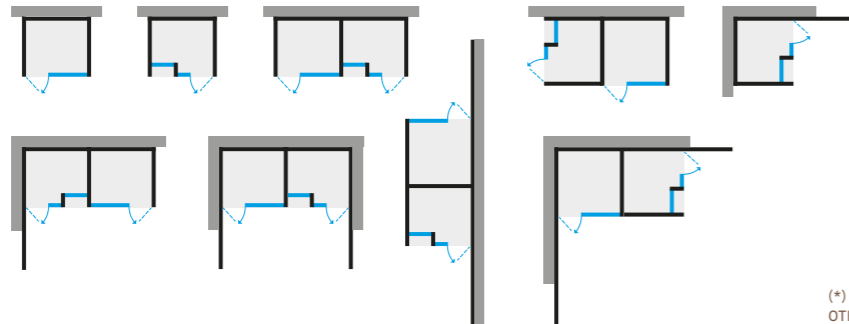
BUILT IN STEAM GENERATOR NUVOLA  
SMART POWER;  
TOUCH-SCREEN CONTROL PANEL;  
CLEAR TEMPERED GLASS 10 MM;  
GRES PORCELAIN WHITE TOP;  
WHITE CORIAN BENCHES;  
LIGHTING SYSTEM WITH LED RGB  
COLOUR THERAPY;  
CEILING MOUNTED SHOWER HEAD;  
SPRING WHITH BOTTICINO MARBLE  
AND COPPER-FINISH STEEL BOWL.

**SAUNA INCLUDES:**

CLEAR TEMPERED GLASS 10 MM  
WOODEN BENCHES;  
HEATER WITH STONES;  
CERAMIC TILES COVER HEATER;  
CONTROL PANEL WITH BRUSHED  
STEEL FINISH;  
WOODEN BUCKET AND LADLE;  
HOURGLASS.  
ELECTRICAL SYSTEM WITH  
PROTECTED CABLE DUCTS;  
LED RGB LIGHTING SYSTEM,  
5 FIXED COLOURS, 4 DYNAMIC  
CYCLES AND WHITE LIGHT.



**CONFIGURATIONS,  
EXAMPLES(\*):**



(\*)  
OTHER LAYOUTS CAN BE SEEN  
ON THE EFFEGIBI WEBSITE: WWW.EFFEGIBI.IT

# Finishes Finiture

## SAUNA



HEAT-TREATED  
SOLID WOOD




CANADIAN  
HEMLOCK

Rivestimento interno,  
boiserie (opt.)  
Inside walls,  
boiserie (opt.)

## HAMMAM



GRES PORCELAIN  
AUVERGNE



GRES PORCELAIN  
CHAMPAGNE



FLUTED GLASS

Rivestimento  
interno,  
boiserie (opt.)  
Inside walls,  
boiserie (opt.)



# Logica

## DIMENSIONI

CM 373 X 250 X 226 H

## POTENZA ASSORBITA

10,5 KW MAX  
230 VAC 1N 50-60 HZ  
400 VAC 3N 50-60 HZ

## FINITURE

ALLUMINIO VERNICIATO;  
PARETI ESTERNE A VISTA GRES  
LAMINATO 3,5 MM.

## MATERIALI SAUNA

INTERNO ED ARREDI:  
HEMLOCK CANADESE;  
PORTE IN VETRO TEMPERATO 8 MM.  
PEDANA: GRES LAMINATO 3,5 MM;  
ACCOPPIATO SU VETRO TEMPERATO  
15 MM.

## MATERIALI HAMMAM

INTERNO ED ARREDI:  
GRES LAMINATO 3,5 MM;  
PORTE IN VETRO TEMPERATO 8 MM.  
PEDANA: GRES LAMINATO 3,5 MM  
ACCOPPIATO SU VETRO TEMPERATO  
15 MM.

## MATERIALI DOCCIA

PEDANA: GRES LAMINATO 3,5 MM  
ACCOPPIATO SU VETRO TEMPERATO  
15 MM.

## SAUNA COMPLETA DI:

PANCHE IN LEGNO;  
STUFA CON PIETRE;  
PANNELLO DI CONTROLLO TOUCH;  
FUNZIONE ENERGY SAVER AUTOMATICA;  
MASTELLINO INTEGRATO NELLA PANCA  
INFERIORE;  
MESTOLO IN LEGNO;  
CLESSIDRA.  
IMPIANTO ELETTRICO CANALIZZATO;  
ILLUMINAZIONE CON CROMOTERAPIA  
A LED RGB, 5 COLORI FISSI,  
4 CICLI DINAMICI E LUCE BIANCA.

## HAMMAM COMPLETO DI:

AQUASTEAM 45;  
PANCHE IN GRES LAMINATO;  
ILLUMINAZIONE CON CROMOTERAPIA  
A LED RGB, 5 COLORI FISSI,  
4 CICLI DINAMICI E LUCE BIANCA.

## DOCCIA COMPLETA DI:

MISCELATORE CON CARTUCCIA  
PROGRESSIVA E DEVIATORE;  
SOFFIONE DOCCIA A SOFFITTO CON  
ANTICALCARE;  
DOCCIA A MANO.

## ECC - EFFEGIBI COMFORT CONTROL

IL SISTEMA INTEGRATO CHE  
CONSENTE DI GESTIRE A DISTANZA  
SAUNA E BAGNO TURCO, SCARICANDO  
L'APPOSITA APP EFFEGIBI EXPERIENCE  
SUL PROPRIO TABLET O SMARTPHONE.

## DIMENSIONS

CM 373 X 250 X 226 H

## ABSORBED POWER

10.5 KW MAX  
230 VAC 1N 50-60 HZ  
400 VAC 3N 50-60 HZ

## OUTSIDE WALL FINISH

PAINTED ALUMINIUM;  
OUTSIDE WALL FINISH LAMINATED  
GRÈS PORCELAIN 3.5 MM.

## SAUNA MATERIALS

INSIDE AND FITTINGS:  
CANADIAN HEMLOCK;  
DOORS IN 8 MM TEMPERED GLASS.  
PLATFORM: 3.5 MM LAMINATED  
GRES PORCELAIN FITTED TO 15 MM  
TOUGHENED GLASS.

## HAMMAM MATERIALS

INSIDE AND FITTINGS:  
3.5 MM LAMINATED GRES PORCELAIN;  
DOORS IN 8 MM TEMPERED GLASS.  
PLATFORM: 3.5 MM LAMINATED  
GRES PORCELAIN FITTED TO 15 MM  
TOUGHENED GLASS.

## SHOWER MATERIALS

PLATFORM: 3.5 MM LAMINATED  
GRES PORCELAIN FITTED TO 15 MM  
TOUGHENED GLASS.

## SAUNA INCLUDES:

WOODEN BENCHES;  
HEATER WITH STONES;  
TOUCH CONTROL PANEL;  
AUTOMATIC ENERGY SAVING FUNCTION;  
BUCKET BUILT INTO THE LOWER BENCH;  
WOODEN LADLE;  
HOURGLASS.  
ELECTRICAL SYSTEM WITH PROTECTED  
CABLE DUCTS;  
LIGHTING SYSTEM WITH LED RGB  
COLOUR THERAPY, 5 FIXED COLOURS,  
4 DYNAMIC CYCLES AND WHITE LIGHT.

## HAMMAM INCLUDES:

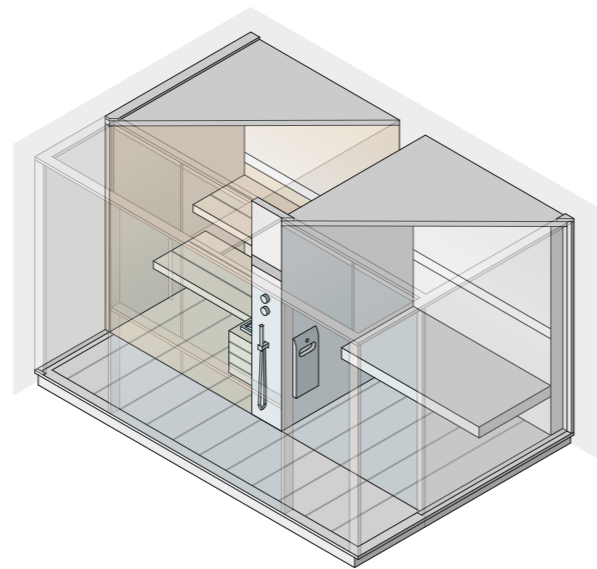
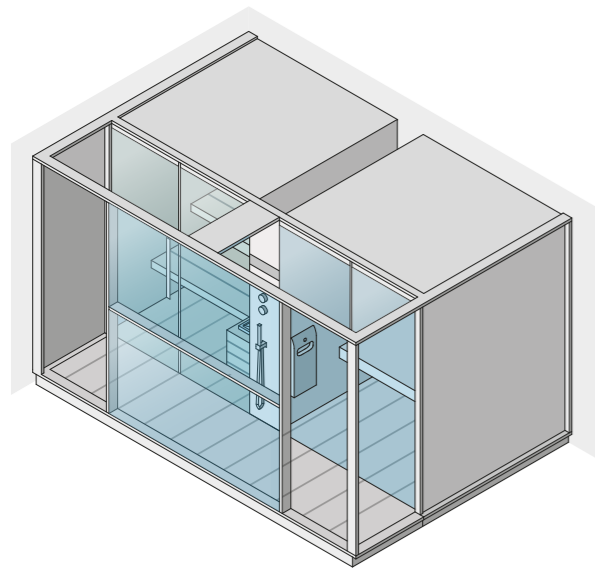
AQUASTEAM 45;  
UNGLAZED PORCELAIN TILE BENCHES;  
LIGHTING SYSTEM WITH LED RGB  
COLOUR THERAPY, 5 FIXED COLOURS,  
4 DYNAMIC CYCLES AND WHITE LIGHT.

## SHOWER INCLUDES:

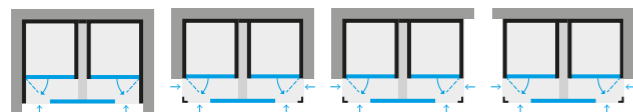
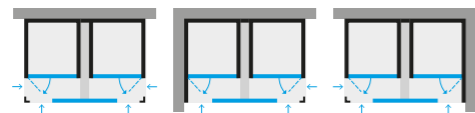
MIXER TAP WITH FLOW REGULATOR  
AND DIVERTER;  
CEILING MOUNTED ANTI-SCALE  
SHOWER HEAD;  
HAND-HELD SHOWER HEAD.

## ECC - EFFEGIBI COMFORT CONTROL

THIS SYSTEM IS INCORPORATED  
SO THAT THE SAUNA AND THE TURKISH  
BATH CAN BE REMOTELY CONTROLLED,  
JUST DOWNLOAD THE APP EFFEGIBI  
EXPERIENCE TO YOUR TABLET OR  
SMARTPHONE.



CONFIGURATIONS,  
EXAMPLES(\*):




(\*) OTHER LAYOUTS CAN BE SEEN  
ON THE EFFEGIBI WEBSITE: WWW.EFFEGIBI.IT

# Finishes Finiture


## SAND

### SOFT SAND




PAINTED ALUMINIUM  
(GRAY) RAL 7030 + SLIMTECH  
SOFT SAND

### SAND C030



PAINTED ALUMINIUM  
(GRAY) RAL 7030 + SLIMTECH  
RE-EVOLUTION  
C030

### SAND W030




PAINTED ALUMINIUM  
(GRAY) RAL 7030 + SLIMTECH  
RE-EVOLUTION  
W030

Struttura  
esterna  
Outside  
structure

Pareti esterne  
e interne  
Outside and inside  
walls


## CLOUD

### WHITE CLOUD



PAINTED ALUMINIUM  
(WHITE) RAL 9010 SA810G + SLIMTECH  
WHITE CLOUD

### CLOUD C020



PAINTED ALUMINIUM  
(WHITE) RAL 9010 SA810G + SLIMTECH  
RE-EVOLUTION  
C020

### CLOUD W030



PAINTED ALUMINIUM  
(WHITE) RAL 9010 SA810G + SLIMTECH  
RE-EVOLUTION  
W030

Struttura  
esterna  
Outside  
structure

Pareti esterne  
e interne  
Outside and inside  
walls

## STONE



PAINTED ALUMINIUM (BROWN)  
YX355F MARS 2525 SABLÉ + SLIMTECH  
BLACK STONE

Struttura  
esterna  
Outside  
structure

Pareti esterne  
e interne  
Outside and inside  
walls



# Logica SH

## DIMENSIONI

CM 373 X 171 X 226 H

## POTENZA ASSORBITA

10,5 KW MAX  
230 VAC 1N 50-60 HZ  
400 VAC 3N 50-60 HZ

## FINITURE

ALLUMINIO VERNICIATO;  
PARETI ESTERNE A VISTA GRES  
LAMINATO 3,5 MM.

## MATERIALI SAUNA

INTERNO ED ARREDI:  
HEMLOCK CANADESE;  
PORTE IN VETRO TEMPERATO 8 MM.  
PEDANA: GRES LAMINATO 3,5 MM  
ACCOPPIATO SU VETRO TEMPERATO  
15 MM.

## MATERIALI HAMMAM

INTERNO ED ARREDI:  
GRES LAMINATO 3,5 MM;  
PORTE IN VETRO TEMPERATO 8 MM.  
PEDANA: GRES LAMINATO 3,5 MM  
ACCOPPIATO SU VETRO TEMPERATO  
15 MM.

## SAUNA COMPLETA DI:

PANCHE IN LEGNO;  
STUFA CON PIETRE;  
PANNELLO DI CONTROLLO TOUCH;  
FUNZIONE ENERGY SAVER AUTOMATICA;  
MASTELLINO INTEGRATO NELLA PANCA  
INFERIORE;  
MESTOLO IN LEGNO;  
CLESSIDRA.  
IMPIANTO ELETTRICO CANALIZZATO;  
ILLUMINAZIONE CON CROMOTERAPIA  
A LED RGB, 5 COLORI FISSI, 4 CICLI  
DINAMICI E LUCE BIANCA.

## HAMMAM COMPLETO DI:

AQUASTEAM 45;  
PANCHE IN GRES LAMINATO;  
ILLUMINAZIONE CON CROMOTERAPIA  
A LED RGB, 5 COLORI FISSI, 4 CICLI  
DINAMICI E LUCE BIANCA.

## ECC - EFFEGIBI COMFORT CONTROL

IL SISTEMA INTEGRATO CHE  
CONSENTE DI GESTIRE A DISTANZA  
SAUNA E BAGNO TURCO, SCARICANDO  
L'APPOSITA APP EFFEGIBI EXPERIENCE  
SUL PROPRIO TABLET O SMARTPHONE.

## DIMENSIONS

CM 373 X 171 X 226 H

## ABSORBED POWER

10.5 KW MAX  
230 VAC 1N 50-60 HZ  
400 VAC 3N 50-60 HZ

## OUTSIDE WALL FINISH

PAINTED ALUMINIUM;  
OUTSIDE WALL FINISH LAMINATED  
GRÈS PORCELAIN 3.5 MM.

## SAUNA MATERIALS

INSIDE AND FITTINGS:  
CANADIAN HEMLOCK;  
DOORS IN 8 MM TEMPERED GLASS.  
PLATFORM: 3.5 MM LAMINATED  
GRES PORCELAIN FITTED TO 15 MM  
TOUGHENED GLASS.

## HAMMAM MATERIALS

INSIDE AND FITTINGS:  
3.5 MM LAMINATED GRES PORCELAIN;  
DOORS IN 8 MM TEMPERED GLASS  
PLATFORM: 3.5 MM LAMINATED  
GRES PORCELAIN FITTED TO 15 MM  
TOUGHENED GLASS.

## SAUNA INCLUDES:

WOODEN BENCHES;  
HEATER WITH STONES;  
TOUCH CONTROL PANEL;  
AUTOMATIC ENERGY SAVING FUNCTION;  
BUCKET BUILT INTO THE LOWER BENCH;  
WOODEN LADLE;  
HOURGLASS.  
ELECTRICAL SYSTEM WITH PROTECTED  
CABLE DUCTS;  
LIGHTING SYSTEM WITH LED RGB  
COLOUR THERAPY, 5 FIXED COLOURS,  
4 DYNAMIC CYCLES AND WHITE LIGHT.

## HAMMAM INCLUDES:

AQUASTEAM 45;  
UNGLAZED PORCELAIN TILE BENCHES;  
LIGHTING SYSTEM WITH LED RGB  
COLOUR THERAPY, 5 FIXED COLOURS,  
4 DYNAMIC CYCLES AND WHITE LIGHT.

## ECC - EFFEGIBI COMFORT CONTROL

THIS SYSTEM IS INCORPORATED  
SO THAT THE SAUNA AND THE TURKISH  
BATH CAN BE REMOTELY CONTROLLED,  
JUST DOWNLOAD THE APP EFFEGIBI  
EXPERIENCE TO YOUR TABLET OR  
SMARTPHONE.

# Logica S

## DIMENSIONI

CM 214 X 250 X 226 H

## POTENZA ASSORBITA

6,0 KW MAX  
230 VAC 1N 50-60 HZ  
400 VAC 3N 50-60 HZ

## FINITURE

ALLUMINIO VERNICIATO;  
PARETI ESTERNE A VISTA GRES  
LAMINATO 3,5 MM.

## MATERIALI SAUNA

INTERNO ED ARREDI:  
HEMLOCK CANADESE;  
PORTE IN VETRO TEMPERATO 8 MM.  
PEDANA: GRES LAMINATO 3,5 MM  
ACCOPPIATO SU VETRO TEMPERATO  
15 MM.

## MATERIALI DOCCIA

PEDANA: GRES LAMINATO 3,5 MM  
ACCOPPIATO SU VETRO TEMPERATO  
15 MM.

## SAUNA COMPLETA DI:

PANCHE IN LEGNO;  
STUFA CON PIETRE;  
PANNELLO DI CONTROLLO TOUCH;  
FUNZIONE ENERGY SAVER AUTOMATICA;  
MASTELLINO INTEGRATO NELLA PANCA  
INFERIORE;  
MESTOLO IN LEGNO;  
CLESSIDRA.  
IMPIANTO ELETTRICO CANALIZZATO;  
ILLUMINAZIONE CON CROMOTERAPIA  
A LED RGB, 5 COLORI FISSI, 4 CICLI  
DINAMICI E LUCE BIANCA.

## DOCCIA COMPLETA DI:

MISCELATORE CON CARTUCCIA  
PROGRESSIVA E DEVIATORE;  
SOFFIONE DOCCIA A SOFFITTO  
CON ANTICALCARE;  
DOCCIA A MANO.

## ECC - EFFEGIBI COMFORT CONTROL

IL SISTEMA INTEGRATO CHE  
CONSENTE DI GESTIRE A DISTANZA LA  
SAUNA, SCARICANDO L'APPOSITA APP  
EFFEGIBI EXPERIENCE SUL PROPRIO  
TABLET O SMARTPHONE.

## DIMENSIONS

CM 214 X 250 X 226 H

## ABSORBED POWER

6.0 KW MAX  
230 VAC 1N 50-60 HZ  
400 VAC 3N 50-60 HZ

## OUTSIDE WALL FINISH

PAINTED ALUMINIUM;  
OUTSIDE WALL FINISH LAMINATED  
GRÈS PORCELAIN 3.5 MM.

## SAUNA MATERIALS

INSIDE AND FITTINGS:  
CANADIAN HEMLOCK;  
DOORS IN 8 MM TEMPERED GLASS.  
PLATFORM: 3.5 MM LAMINATED  
GRES PORCELAIN FITTED TO 15 MM  
TOUGHENED GLASS.

## SHOWER MATERIALS

PLATFORM: 3.5 MM LAMINATED  
GRES PORCELAIN FITTED TO 15 MM  
TOUGHENED GLASS.

## SAUNA INCLUDES:

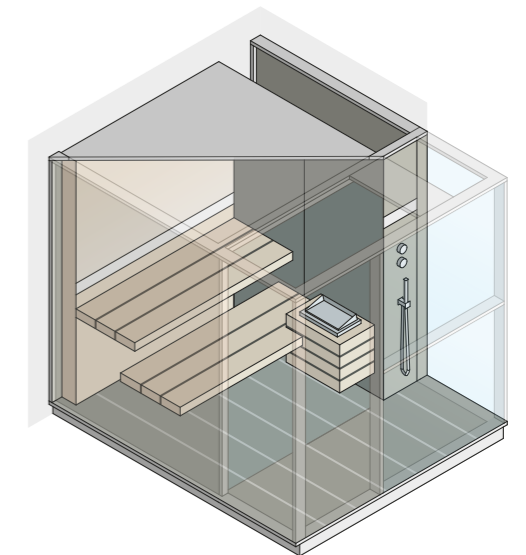
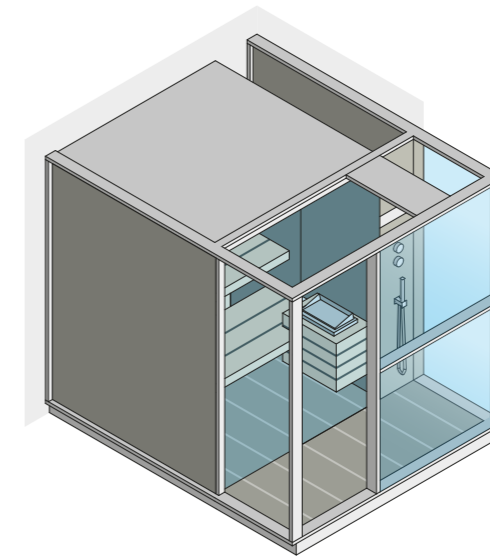
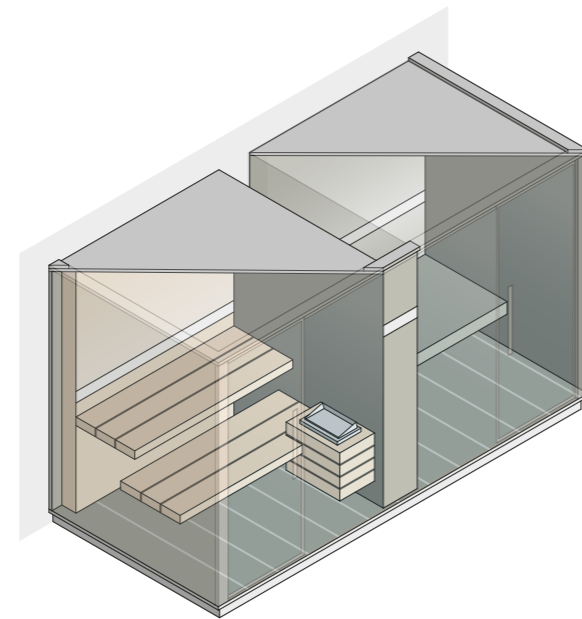
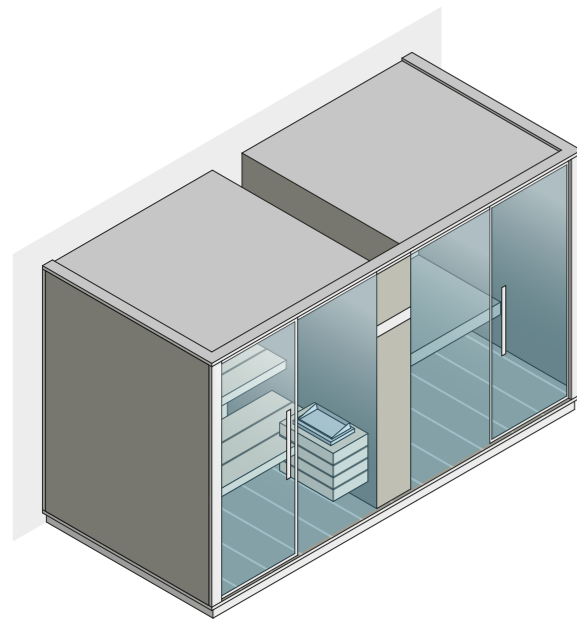
WOODEN BENCHES;  
HEATER WITH STONES;  
TOUCH CONTROL PANEL;  
AUTOMATIC ENERGY SAVING FUNCTION;  
BUCKET BUILT INTO THE LOWER BENCH;  
WOODEN LADLE;  
HOURGLASS.  
ELECTRICAL SYSTEM WITH PROTECTED  
CABLE DUCTS;  
LIGHTING SYSTEM WITH LED RGB  
COLOUR THERAPY, 5 FIXED COLOURS 4  
DYNAMIC CYCLES AND WHITE LIGHT.  
AUDIO SET-UP WITH BUILT-IN SPEAKERS  
AND ESS-EFFEGIBI SOUND SYSTEM.

## SHOWER INCLUDES:

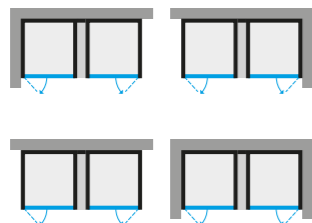
MIXER TAP WITH FLOW REGULATOR  
AND DIVERTER;  
CEILING MOUNTED ANTI-SCALE  
SHOWER HEAD;  
HAND-HELD SHOWER HEAD.

## ECC - EFFEGIBI COMFORT CONTROL

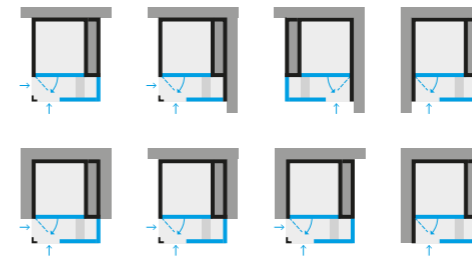
THIS SYSTEM IS INCORPORATED SO  
THAT THE SAUNA CAN BE REMOTELY  
CONTROLLED, JUST DOWNLOAD THE APP  
EFFEGIBI EXPERIENCE TO YOUR TABLET  
OR SMARTPHONE.



CONFIGURATIONS,  
EXAMPLES(\*):



CONFIGURATIONS,  
EXAMPLES(\*):



(\*)  
OTHER LAYOUTS CAN BE SEEN  
ON THE EFFEGIBI WEBSITE: WWW.EFFEGIBI.IT



# Logica H

## DIMENSIONI

CM 214 X 250 X 226 H

## POTENZA ASSORBITA

4,5 KW MAX  
230 VAC 1N 50-60 HZ  
400 VAC 3N 50-60 HZ

## FINITURE

ALLUMINIO VERNICIATO;  
PARETI ESTERNE A VISTA GRES  
LAMINATO 3,5 MM.

## MATERIALI HAMMAM

INTERNO ED ARREDI:  
GRES LAMINATO 3,5 MM;  
PORTE IN VETRO TEMPERATO 8 MM.  
PEDANA: GRES LAMINATO 3,5 MM  
ACCOPPIATO SU VETRO TEMPERATO 15 MM.

## MATERIALI DOCCIA

PEDANA: GRES LAMINATO 3,5 MM  
ACCOPPIATO SU VETRO TEMPERATO  
15 MM.

## HAMMAM COMPLETO DI:

AQUASTEAM 45;  
PANCHE IN GRES LAMINATO;  
ILLUMINAZIONE CON CROMOTERAPIA  
A LED RGB, 5 COLORI FISSI, 4 CICLI  
DINAMICI E LUCE BIANCA;

## DOCCIA COMPLETA DI:

MISCELATORE CON CARTUCCIA  
PROGRESSIVA E DEVIATORE;  
SOFFIONE DOCCIA A SOFFITTO CON  
ANTICALCARE;  
DOCCIA A MANO.

## ECC - EFFEGIBI COMFORT CONTROL

IL SISTEMA È INTEGRATO IN OGNI  
GENERATORE DI VAPORE EFFEGIBI E  
CONSENTE DI GESTIRE A DISTANZA IL  
BAGNO TURCO, SCARICANDO L'APPOSITA  
APP EFFEGIBI EXPERIENCE SUL PROPRIO  
TABLET O SMARTPHONE.

## DIMENSIONS

CM 214 X 250 X 226 H

## ABSORBED POWER

4,5 KW MAX  
230 VAC 1N 50-60 HZ  
400 VAC 3N 50-60 HZ

## OUTSIDE WALL FINISH

PAINTED ALUMINIUM;  
OUTSIDE WALL FINISH LAMINATED  
GRÈS PORCELAIN 3.5 MM.

## HAMMAM MATERIALS

INSIDE AND FITTINGS: 3.5 MM  
LAMINATED GRES PORCELAIN;  
DOORS IN 8 MM TEMPERED GLASS.  
PLATFORM: 3.5 MM LAMINATED  
GRES PORCELAIN FITTED TO 15 MM  
TOUGHENED GLASS.

## SHOWER MATERIALS

PLATFORM: 3.5 MM LAMINATED  
GRES PORCELAIN FITTED TO 15 MM  
TOUGHENED GLASS.

## HAMMAM INCLUDES:

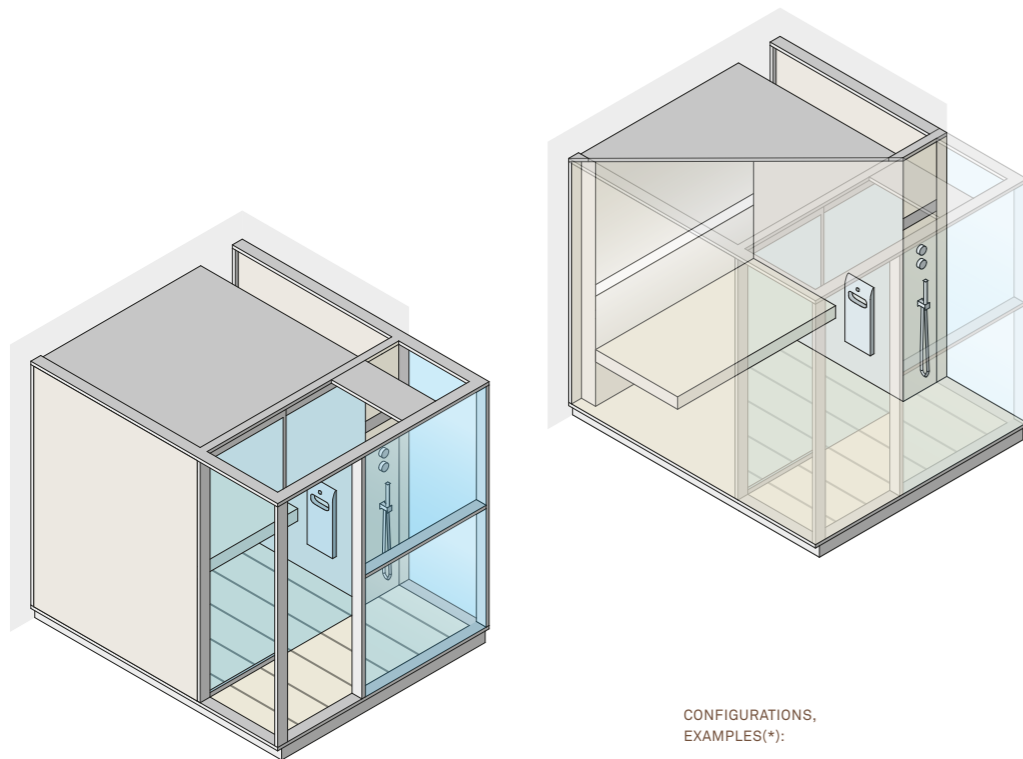
AQUASTEAM 45;  
UNGLAZED PORCELAIN TILE BENCHES;  
LIGHTING SYSTEM WITH LED RGB  
COLOUR THERAPY, 5 FIXED COLOURS ,  
4 DYNAMIC CYCLES AND WHITE LIGHT.

## SHOWER INCLUDES:

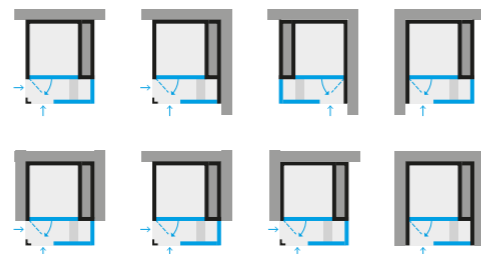
MIXER TAP WITH FLOW REGULATOR  
AND DIVERTER;  
CEILING MOUNTED ANTI-SCALE  
SHOWER HEAD;  
HAND-HELD SHOWER HEAD.

## ECC - EFFEGIBI COMFORT CONTROL

THIS SYSTEM IS INCORPORATED INTO  
EVERY EFFEGIBI STEAM GENERATOR  
SO THAT THE TURKISH BATH CAN BE  
REMOVEDLY CONTROLLED. TO ENABLE  
IT, JUST DOWNLOAD THE APP EFFEGIBI  
EXPERIENCE TO YOUR TABLET OR  
SMARTPHONE.



CONFIGURATIONS,  
EXAMPLES(\*):



# Mid

## DIMENSIONI

CM 300 X 137 X 220 H

## POTENZA ASSORBITA

11,0 KW MAX  
230 VAC 1N 50-60 HZ  
400 VAC 3N 50-60 HZ

## FINITURE

ALLUMINIO VERNICIATO;  
PARETI ESTERNE A VISTA GRES  
LAMINATO 3,5 MM.

## MATERIALI SAUNA

INTERNO ED ARREDI:  
HEMLOCK CANADESE;  
PORTE IN VETRO TEMPERATO 8 MM.  
PEDANA: GRES LAMINATO 3,5 MM  
ACCOPPIATO SU VETRO TEMPERATO  
15 MM.

## MATERIALI HAMMAM - DOCCIA

INTERNO ED ARREDI:  
GRES LAMINATO 3,5 MM ACCOPPIATO SU  
VETRO TEMPERATO 15 MM;  
PORTE IN VETRO TEMPERATO 8 MM.  
PEDANA: GRES LAMINATO 3,5 MM  
ACCOPPIATO SU VETRO TEMPERATO  
15 MM.

## SAUNA COMPLETA DI:

PANCHE IN LEGNO;  
STUFA CON PIETRE;  
PANNELLO DI CONTROLLO TOUCH;  
FUNZIONE ENERGY SAVER AUTOMATICA;  
MASTELLINO E MESTOLO IN LEGNO;  
CLESSIDRA.  
IMPIANTO ELETTRICO CANALIZZATO;  
ILLUMINAZIONE CON CROMOTERAPIA  
A LED RGB, 5 COLORI FISSI, 4 CICLI  
DINAMICI E LUCE BIANCA.

## HAMMAM COMPLETO DI:

AQUASTEAM 30;  
PANCHE IN GRES LAMINATO;  
CANADIAN HEMLOCK  
DOORS IN 8 MM TEMPERED GLASS.  
PLATFORM: 3.5 MM LAMINATED  
GRES PORCELAIN FITTED TO 15 MM  
TOUGHENED GLASS.

## DOCCIA COMPLETA DI:

MISCELATORE TERMOSTATICO  
CON DEVIATORE A 3 VIE;  
DOCCIA A MANO;  
SOFFIONE DOCCIA A SOFFITTO  
42 X 42 CM, CON FUNZIONI PIOGGIA  
E NEBULIZZAZIONE.

## ECC - EFFEGIBI COMFORT CONTROL

IL SISTEMA È INTEGRATO CHE CONSENTE  
DI GESTIRE A DISTANZA LA SAUNA E IL  
BAGNO TURCO, SCARICANDO L'APPOSITA  
APP EFFEGIBI EXPERIENCE SUL PROPRIO  
TABLET O SMARTPHONE.

## DIMENSIONS

CM 300 X 137 X 220 H

## ABSORBED POWER

11,0 KW MAX  
230 VAC 1N 50-60 HZ  
400 VAC 3N 50-60 HZ

## OUTSIDE WALL FINISH

PAINTED ALUMINIUM;  
OUTSIDE WALL FINISH LAMINATED  
GRÈS PORCELAIN 3.5 MM.

## SAUNA MATERIALS

INSIDE AND FITTINGS:  
CANADIAN HEMLOCK  
DOORS IN 8 MM TEMPERED GLASS.  
PLATFORM: 3.5 MM LAMINATED  
GRES PORCELAIN FITTED TO 15 MM  
TOUGHENED GLASS.

## HAMMAM - SHOWER MATERIALS

INSIDE AND FITTINGS:  
3.5 MM LAMINATED GRES PORCELAIN  
FITTED TO 15 MM TOUGHENED GLASS;  
DOORS IN 8 MM TEMPERED GLASS.  
PLATFORM: 3.5 MM LAMINATED  
GRES PORCELAIN FITTED TO 15 MM  
TOUGHENED GLASS.

## SAUNA INCLUDES:

WOODEN BENCHES;  
HEATER WITH STONES;  
TOUCH CONTROL PANEL;  
AUTOMATIC ENERGY SAVING FUNCTION;  
BUCKET AND WOODEN LADLE;  
HOURGLASS.  
ELECTRICAL SYSTEM WITH PROTECTED  
CABLE DUCTS;  
LIGHTING SYSTEM WITH LED RGB  
COLOUR THERAPY, 5 FIXED COLOURS,  
4 DYNAMIC CYCLES AND WHITE LIGHT.

## HAMMAM INCLUDES:

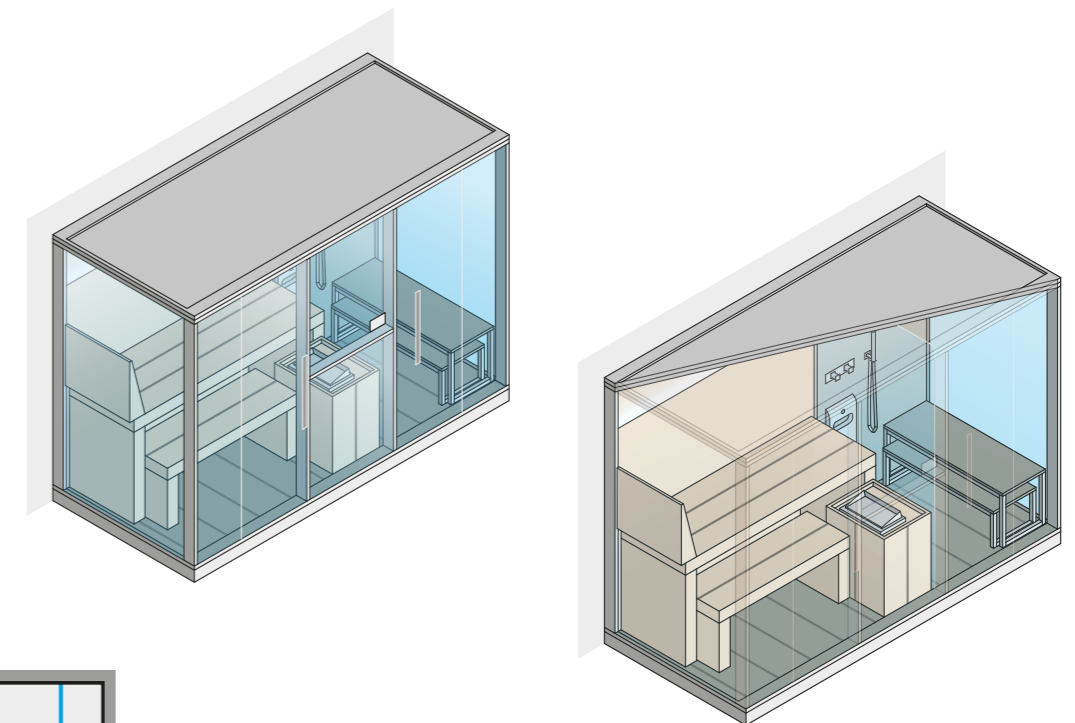
AQUASTEAM 45;  
UNGLAZED PORCELAIN TILE BENCHES;  
LIGHTING SYSTEM WITH LED RGB  
COLOUR THERAPY, 5 FIXED COLOURS  
4 DYNAMIC CYCLES AND WHITE LIGHT.

## SHOWER INCLUDES:

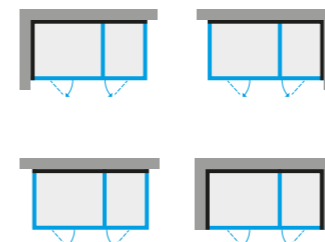
THERMOSTATIC MIXER WITH  
3-WAY DIVERTER;  
HAND-HELD SHOWER HEAD;  
42 X 42 CM CEILING-MOUNTED SHOWER  
HEAD WITH RAIN AND NEBULISER  
FUNCTIONS.

## ECC - EFFEGIBI COMFORT CONTROL

THIS SYSTEM IS INCORPORATED SO  
THAT THE SAUNA AND THE TURKISH  
BATH CAN BE REMOTELY CONTROLLED,  
JUST DOWNLOAD THE APP EFFEGIBI  
EXPERIENCE TO YOUR TABLET OR  
SMARTPHONE.



CONFIGURATIONS,  
EXAMPLES(\*):



(\*)  
OTHER LAYOUTS CAN BE SEEN  
ON THE EFFEGIBI WEBSITE: WWW.EFFEGIBI.IT



# One S

**DIMENSIONI**  
CM 214 X 171 X 226 H

**POTENZA ASSORBITA**  
6,0 KW MAX  
230 VAC 1N 50-60 HZ  
400 VAC 3N 50-60 HZ

**FINITURE**  
ALLUMINIO VERNICIATO;  
PARETI ESTERNE A VISTA GRES  
LAMINATO 3,5 MM.

**MATERIALI SAUNA**  
INTERNO ED ARREDI:  
HEMLOCK CANADESE;  
PORTE IN VETRO TEMPERATO 8 MM;  
PEDANA: GRES LAMINATO 3,5 MM  
ACCOPPIATO SU VETRO TEMPERATO  
15 MM.

**SAUNA COMPLETA DI:**  
PANCHE IN LEGNO;  
STUFA CON PIETRE;  
PANNELLO DI CONTROLLO TOUCH;  
FUNZIONE ENERGY SAVER AUTOMATICA;  
MASTELLINO INTEGRATO NELLA PANCA  
INFERIORE;  
MESTOLO IN LEGNO;  
CLESSIDRA.  
IMPIANTO ELETTRICO CANALIZZATO;  
ILLUMINAZIONE CON CROMOTERAPIA  
A LED RGB, 5 COLORI FISSI, 4 CICLI  
DINAMICI E LUCE BIANCA.

**ECC - EFFEGIBI COMFORT CONTROL**  
IL SISTEMA È INTEGRATO CHE CONSENTE  
DI GESTIRE A DISTANZA LA SAUNA,  
SCARICANDO L'APPOSITA APP EFFEGIBI  
EXPERIENCE SUL PROPRIO TABLET  
O SMARTPHONE.

**DIMENSIONS**  
CM 214 X 171 X 226 H

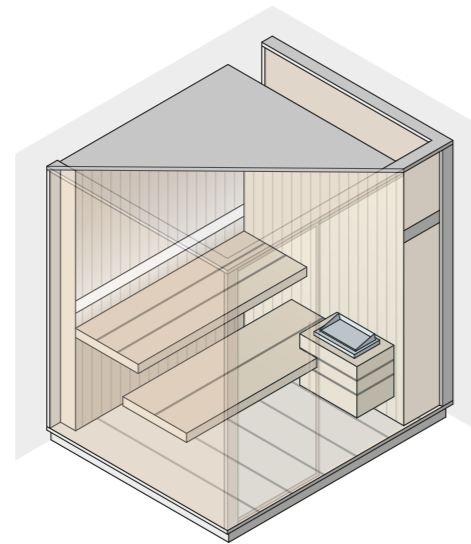
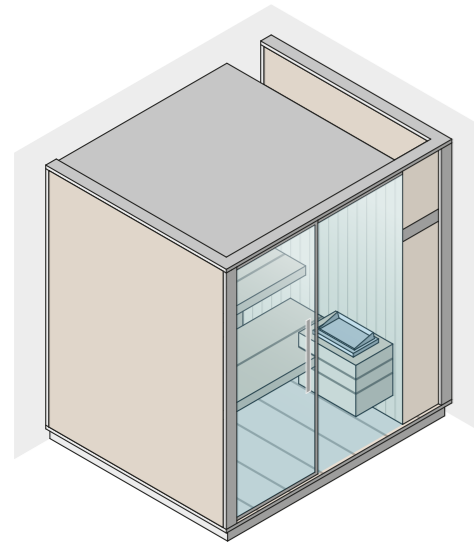
**ABSORBED POWER**  
6.0 KW MAX  
230 VAC 1N 50-60 HZ  
400 VAC 3N 50-60 HZ

**OUTSIDE WALL FINISH**  
PAINTED ALUMINIUM;  
OUTSIDE WALL FINISH LAMINATED  
GRÈS PORCELAIN 3.5 MM.

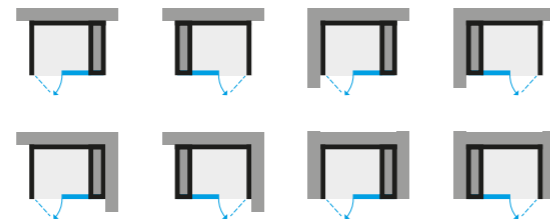
**SAUNA MATERIALS**  
INSIDE AND FITTINGS:  
CANADIAN HEMLOCK.  
DOORS IN 8 MM TEMPERED GLASS.  
PLATFORM: 3.5 MM LAMINATED  
GRES PORCELAIN FITTED TO 15 MM  
TOUGHENED GLASS.

**SAUNA INCLUDES:**  
WOODEN BENCHES;  
HEATER WITH STONES;  
TOUCH CONTROL PANEL;  
AUTOMATIC ENERGY SAVING FUNCTION;  
BUCKET BUILT INTO THE LOWER BENCH;  
WOODEN LADLE;  
HOURGLASS.  
ELECTRICAL SYSTEM WITH PROTECTED  
CABLE DUCTS;  
LIGHTING SYSTEM WITH LED RGB  
COLOUR THERAPY, 5 FIXED COLOURS AND  
4 DYNAMIC CYCLES AND WHITE LIGHT.

**ECC - EFFEGIBI COMFORT CONTROL**  
THIS SYSTEM IS INCORPORATED SO  
THAT THE SAUNA CAN BE REMOTELY  
CONTROLLED, JUST DOWNLOAD THE APP  
EFFEGIBI EXPERIENCE TO YOUR TABLET  
OR SMARTPHONE.



CONFIGURATIONS,  
EXAMPLES(\*):



# One H

**DIMENSIONI**  
CM 214 X 171 X 226 H

**POTENZA ASSORBITA**  
4,5 KW MAX  
230 VAC 1N 50-60 HZ  
400 VAC 3N 50-60 HZ

**FINITURE**  
ALLUMINIO VERNICIATO;  
PARETI ESTERNE A VISTA GRES  
LAMINATO 3,5 MM.

**MATERIALI HAMMAM**  
INTERNO ED ARREDI:  
GRES LAMINATO 3,5 MM  
PORTE IN VETRO TEMPERATO 8 MM  
PEDANA: GRES LAMINATO 3,5 MM  
ACCOPPIATO SU VETRO TEMPERATO  
15 MM.

**HAMMAM COMPLETO DI:**  
AQUASTEAM 45;  
PANCHE IN GRES LAMINATO;  
ILLUMINAZIONE CON CROMOTERAPIA  
A LED RGB, 5 COLORI FISSI, 4 CICLI  
DINAMICI E LUCE BIANCA.

**ECC - EFFEGIBI COMFORT CONTROL**  
IL SISTEMA È INTEGRATO CHE  
CONSENTE DI GESTIRE A DISTANZA  
IL BAGNO TURCO, SCARICANDO  
L'APPOSITA APP EFFEGIBI EXPERIENCE  
SUL PROPRIO TABLET O SMARTPHONE

**DIMENSIONS**  
CM 214 X 171 X 226 H

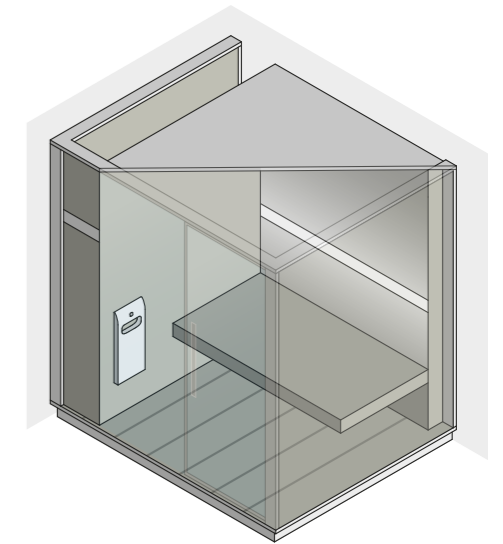
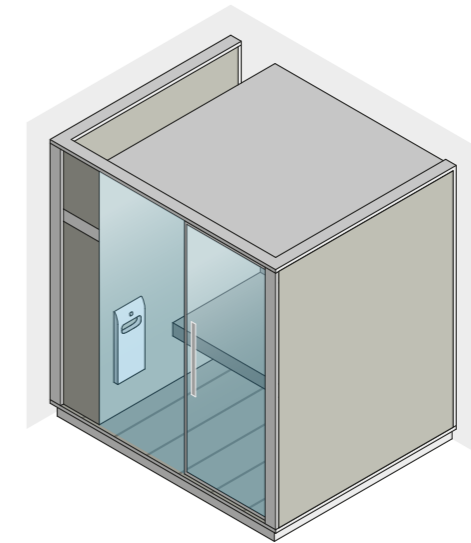
**ABSORBED POWER**  
4.5 KW MAX  
230 VAC 1N 50-60 HZ  
400 VAC 3N 50-60 HZ

**OUTSIDE WALL FINISH**  
PAINTED ALUMINIUM;  
OUTSIDE WALL FINISH LAMINATED  
GRÈS PORCELAIN 3.5 MM.

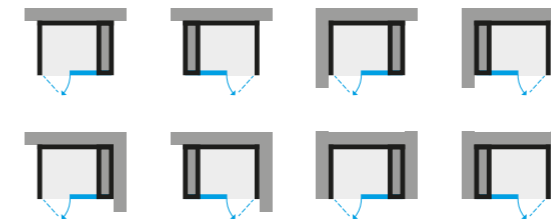
**HAMMAM MATERIALS**  
INSIDE AND FITTINGS: 3.5 MM  
LAMINATED GRES PORCELAIN;  
DOORS IN 8 MM TEMPERED GLASS  
PLATFORM: 3.5MM LAMINATED  
GRES PORCELAIN FITTED TO 15 MM  
TOUGHENED GLASS.

**HAMMAM INCLUDES:**  
AQUASTEAM 45;  
UNGLAZED PORCELAIN TILE BENCHES;  
LIGHTING SYSTEM WITH LED RGB  
COLOUR THERAPY, 5 FIXED COLOURS,  
4 DYNAMIC CYCLES AND WHITE LIGHT.  
AUDIO SET-UP WITH BUILT-IN SPEAKERS  
AND ESS-EFFEGIBI SOUND SYSTEM.

**ECC - EFFEGIBI COMFORT CONTROL**  
THIS SYSTEM IS INCORPORATED SO THAT  
THE TURKISH BATH CAN BE REMOTELY  
CONTROLLED, JUST DOWNLOAD THE APP  
EFFEGIBI EXPERIENCE TO YOUR TABLET  
OR SMARTPHONE.



CONFIGURATIONS,  
EXAMPLES(\*):





# Sky Corner

## DIMENSIONI E POTENZA ASSORBITA

SKY CORNER 80:  
CM 200 X 180 X 201 H  
SAUNA 8,0 KW MAX  
BIOSAUNA 9,0 KW MAX

SKY CORNER 60:  
CM 200 X 150 X 201 H  
SAUNA 6,0 KW MAX  
BIOSAUNA 6,0 KW MAX

SKY CORNER 45:  
CM 170 X 130 X 201 H  
SAUNA 4,5 KW MAX  
BIOSAUNA 4,5 KW MAX

SKY CORNER 36:  
CM 130 X 130 X 201 H  
SAUNA 3,6 KW MAX  
BIOSAUNA 4,5 KW MAX

## MATERIALI

ESTERNO, INTERNO ED ARREDI:  
HEMLOCK CANADESE;  
VETRI TEMPERATI CHIARI 10 MM.

## CARATTERISTICHE/COMPONENTI

ILLUMINAZIONE A PARETE CON LUCE  
BIANCA A LED;  
STUFA CON PIETRE;  
PANNELLO DI CONTROLLO  
FINITURA ACCIAIO SPAZZOLATO;  
FUNZIONE ENERGY SAVER AUTOMATICA;  
IMPIANTO ELETTRICO CANALIZZATO;  
PANCHE;  
GRIGLIA PROTEZIONE STUFA;  
MASTELLINO E MESTOLO IN LEGNO;  
CLESSIDRA.

## OPTIONAL

BIOSAUNA;  
CROMOTERAPIA A LED;  
MOOD LIGHT (LED SOTTOPANCA);  
ECC-EFFEGIBI COMFORT CONTROL;  
ESS-EFFEGIBI SOUND SYSTEM;  
PEDANE A PAVIMENTO.

## DIMENSIONS AND ABSORBED POWER

SKY CORNER 80:  
CM 200 X 180 X 201 H  
SAUNA 8,0 KW MAX  
BIOSAUNA 9,0 KW MAX

SKY CORNER 60:  
CM 200 X 150 X 201 H  
SAUNA 6,0 KW MAX  
BIOSAUNA 6,0 KW MAX

SKY CORNER 45:  
CM 170 X 130 X 201 H  
SAUNA 4,5 KW MAX  
BIOSAUNA 4,5 KW MAX

SKY CORNER 36:  
CM 130 X 130 X 201 H  
SAUNA 3,6 KW MAX  
BIOSAUNA 4,5 KW MAX

## MATERIALS

OUTSIDE, INSIDE AND FITTINGS:  
CANADIAN HEMLOCK;  
10 MM CLEAR TEMPERED GLASS.

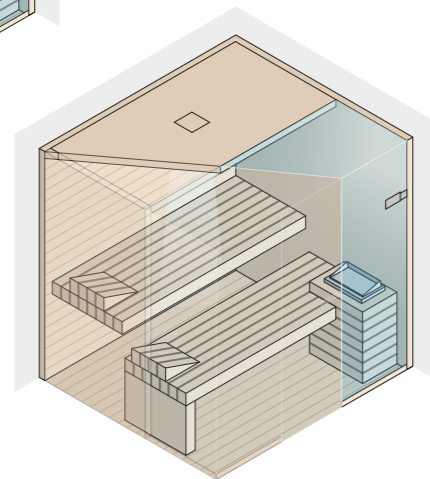
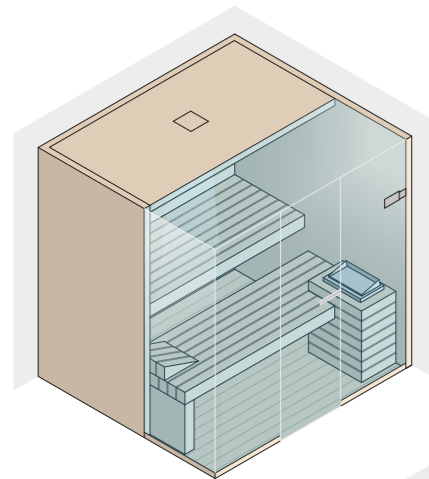
## FEATURES/COMPONENTS

WALL LIGHTING WITH LED WHITE LIGHT;  
HEATER WITH STONES;  
CONTROL PANEL WITH BRUSHED STEEL  
FINISH;  
AUTOMATIC ENERGY SAVER FUNCTION;  
ELECTRICAL SYSTEM WITH PROTECTED  
CABLE DUCTS;  
BENCHES;  
PROTECTIVE GRILLE FOR HEATER;  
WOODEN BUCKET AND LADLE;  
HOURGLASS.

## OPTIONAL

BIOSAUNA;  
COLOUR THERAPY LED RGB;  
MOOD LIGHT (LED UNDER THE BENCH);  
ECC-EFFEGIBI COMFORT CONTROL;  
ESS-EFFEGIBI SOUND SYSTEM;  
FLOOR PLATFORMS.

CONFIGURATIONS,  
EXAMPLES(\*):



# Sky

## DIMENSIONI E POTENZA ASSORBITA

SKY 80:  
CM 200 X 180 X 201 H  
SAUNA 8,0 KW MAX  
BIOSAUNA 9,0 KW MAX

SKY 60:  
CM 200 X 150 X 201 H  
SAUNA 6,0 KW MAX  
BIOSAUNA 6,0 KW MAX

SKY 40:  
CM 170 X 130 X 201 H  
SAUNA 4,0 KW MAX  
BIOSAUNA 4,5 KW MAX

SKY 30:  
CM 130 X 130 X 201 H  
SAUNA 3,0 KW MAX  
BIOSAUNA 3,0 KW MAX

## MATERIALI

ESTERNO, INTERNO ED ARREDI:  
HEMLOCK CANADESE;  
VETRI TEMPERATI CHIARI 10 MM.

## CARATTERISTICHE/COMPONENTI

ILLUMINAZIONE A PARETE CON LUCE  
BIANCA A LED;  
STUFA CON PIETRE;  
PANNELLO DI CONTROLLO FINITURA  
ACCIAIO SPAZZOLATO;  
FUNZIONE ENERGY SAVER AUTOMATICA;  
IMPIANTO ELETTRICO CANALIZZATO;  
PANCHE;  
GRIGLIA PROTEZIONE STUFA;  
MASTELLINO E MESTOLO IN LEGNO;  
CLESSIDRA.

## OPTIONAL

BIOSAUNA;  
CROMOTERAPIA A LED;  
MOOD LIGHT (LED SOTTOPANCA);  
ECC-EFFEGIBI COMFORT CONTROL;  
ESS-EFFEGIBI SOUND SYSTEM;  
PEDANE A PAVIMENTO.

## DIMENSIONS E ABSORBED POWER

SKY 80:  
CM 200 X 180 X 201 H  
SAUNA 8,0 KW MAX  
BIOSAUNA 9,0 KW MAX

SKY 60:  
CM 200 X 150 X 201 H  
SAUNA 6,0 KW MAX  
BIOSAUNA 6,0 KW MAX

SKY 40:  
CM 170 X 130 X 201 H  
SAUNA 4,0 KW MAX  
BIOSAUNA 4,5 KW MAX

SKY 30:  
CM 130 X 130 X 201 H  
SAUNA 3,0 KW MAX  
BIOSAUNA 3,0 KW MAX

## MATERIALS

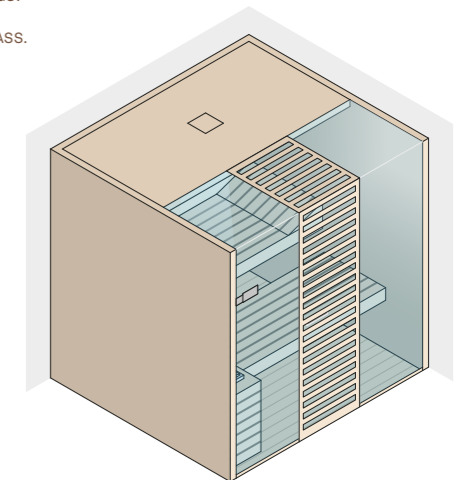
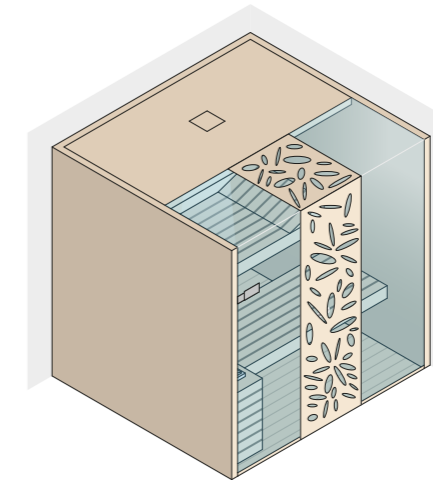
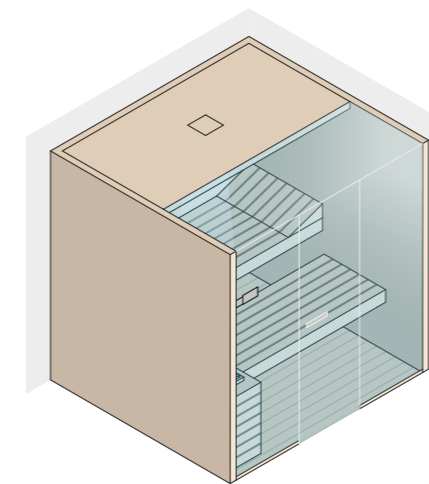
OUTSIDE, INSIDE AND FITTINGS:  
CANADIAN HEMLOCK;  
10 MM CLEAR TEMPERED GLASS.

## FEATURES/COMPONENTS

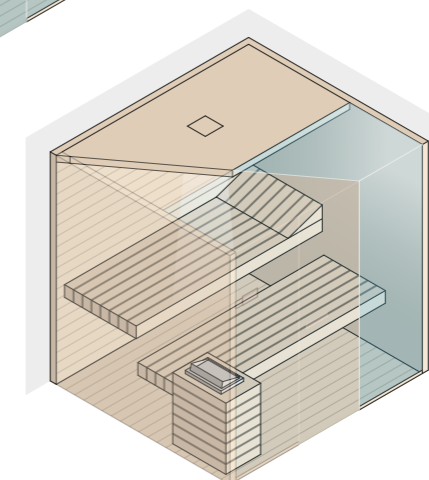
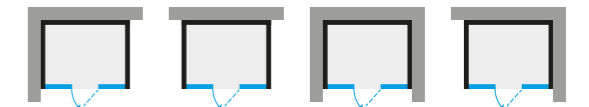
WALL LIGHTING WITH LED WHITE LIGHT;  
HEATER WITH STONES;  
CONTROL PANEL WITH BRUSHED STEEL  
FINISH;  
AUTOMATIC ENERGY SAVER FUNCTION;  
ELECTRICAL SYSTEM WITH PROTECTED  
CABLE DUCTS;  
BENCHES;  
PROTECTIVE GRILLE FOR HEATER;  
WOODEN BUCKET AND LADLE;  
HOURGLASS.

## OPTIONAL

BIOSAUNA;  
COLOUR THERAPY LED RGB;  
MOOD LIGHT (LED UNDER THE BENCH);  
ECC-EFFEGIBI COMFORT CONTROL;  
ESS-EFFEGIBI SOUND SYSTEM;  
FLOOR PLATFORMS.



CONFIGURATIONS,  
EXAMPLES(\*):



# Air

**DIMENSIONI E POTENZA ASSORBITA**

AIR 120:  
CM 283 X 252 X 213 H  
SAUNA 12,0 KW MAX  
BIOASAUNA 12,0 KW MAX

AIR 80:  
CM 247 X 182 X 213 H  
SAUNA 8,0 KW MAX  
BIOASAUNA 9,0 KW MAX

AIR 60:  
CM 217 X 162 X 213 H  
SAUNA 6,0 KW MAX  
BIOASAUNA 6,0 KW MAX

AIR 105 CORNER:  
CM 247 X 182 X 213 H  
SAUNA 10,5 KW MAX  
BIOASAUNA 10,5 KW MAX

AIR 80 CORNER:  
CM 217 X 162 X 213 H  
SAUNA 8,0 KW MAX  
BIOASAUNA 9,0 KW MAX

**MATERIALI**

ESTERNO, INTERNO: TECK - TULIPIER;  
ARREDI: ASPEN NATURALE - ASPEN  
TERMOTRATTATO;  
VETRI TEMPERATI CHIARI 10 MM.

**CARATTERISTICHE/COMPONENTI**

ILLUMINAZIONE A PARETE CON LUCE  
BIANCA A LED;  
STUFA CON PIETRE;  
PANNELLO DI CONTROLLO, FINITURA  
ACCIAIO SPAZZOLATO;  
FUNZIONE ENERGY SAVER AUTOMATICA;  
IMPIANTO ELETTRICO CANALIZZATO;  
PANCHE;  
GRIGLIA PROTEZIONE STUFA;  
MASTELLINO E MESTOLO IN LEGNO;  
CLESSIDRA.

**OPTIONAL**

BIOASAUNA;  
CROMOTERAPIA A LED;  
MOOD LIGHT (LED SOTTOPANCA);  
ECC-EFFEGIBI COMFORT CONTROL;  
ESS-EFFEGIBI SOUND SYSTEM;  
PORTASCIUGAMANI E MENSOLA.

**DIMENSIONS AND ABSORBED POWER**

AIR 120:  
CM 283 X 252 X 213 H  
SAUNA 12.0 KW MAX  
BIOASAUNA 12.0 KW MAX

AIR 80:  
CM 247 X 182 X 213 H  
SAUNA 8.0 KW MAX  
BIOASAUNA 9.0 KW MAX

AIR 60:  
CM 217 X 162 X 213 H  
SAUNA 6.0 KW MAX  
BIOASAUNA 6.0 KW MAX

AIR 105 CORNER:  
CM 247 X 182 X 213 H  
SAUNA 10.5 KW MAX  
BIOASAUNA 10.5 KW MAX

AIR 80 CORNER:  
CM 217 X 162 X 213 H  
SAUNA 8.0 KW MAX  
BIOASAUNA 9.0 KW MAX

**MATERIALS**

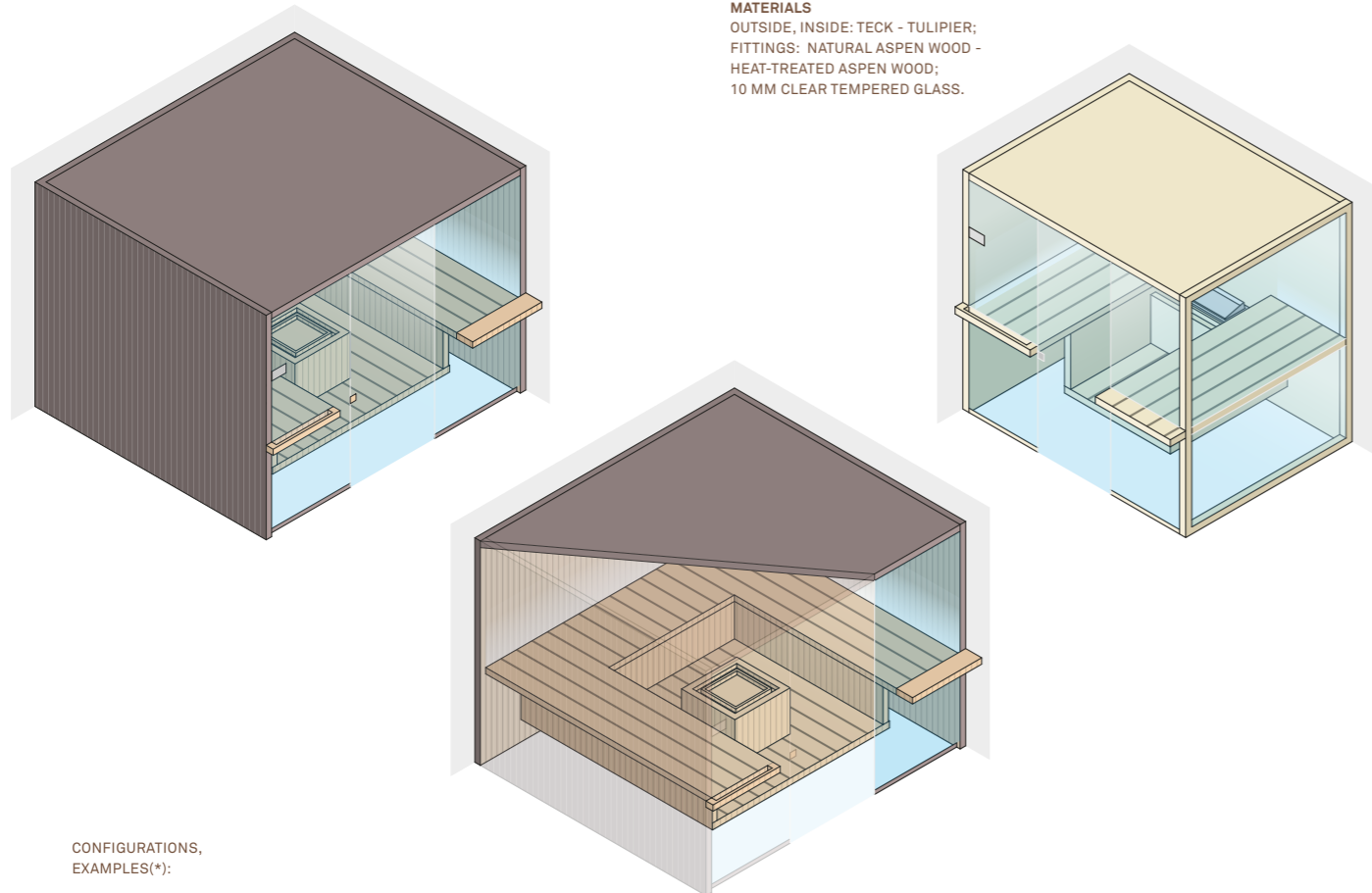
OUTSIDE, INSIDE: TECK - TULIPIER;  
FITTINGS: NATURAL ASPEN WOOD -  
HEAT-TREATED ASPEN WOOD;  
10 MM CLEAR TEMPERED GLASS.

**FEATURES/COMPONENTS**

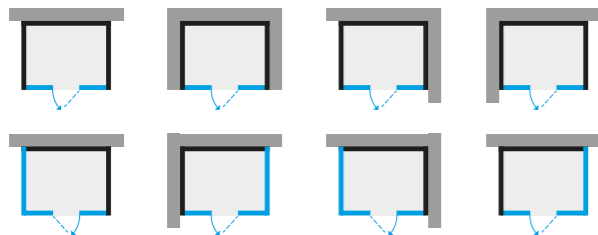
WALL LIGHTING WITH LED WHITE LIGHT;  
HEATER WITH STONES;  
CONTROL PANEL WITH BRUSHED STEEL  
FINISH;  
AUTOMATIC ENERGY SAVER FUNCTION;  
ELECTRICAL SYSTEM WITH PROTECTED  
CABLE DUCTS;  
BENCHES;  
PROTECTIVE GRILLE FOR HEATER;  
WOODEN BUCKET AND LADLE;  
HOURGLASS.

**OPTIONAL**

BIOASAUNA;  
COLOUR THERAPY LED RGB;  
MOOD LIGHT (LED UNDER THE BENCH);  
ECC-EFFEGIBI COMFORT CONTROL;  
ESS-EFFEGIBI SOUND SYSTEM;  
TOWEL HOLDER AND SHELF.



CONFIGURATIONS,  
EXAMPLES(\*):



# Gym

**DIMENSIONI E POTENZA ASSORBITA**

GYM 300:  
CM 300 X 200 X 216 H  
SAUNA 8,0 KW MAX  
BIOASAUNA 9,0 KW MAX

GYM 250:  
CM 250 X 200 X 216 H  
SAUNA 8,0 KW MAX  
BIOASAUNA 9,0 KW MAX

GYM 200:  
CM 200 X 150 X 216 H  
SAUNA 6,0 KW MAX  
BIOASAUNA 6,0 KW MAX

**MATERIALI**

ESTERNO, INTERNO ED ARREDI:  
HEMLOCK CANADESE;  
VETRI TEMPERATI CHIARI 8 MM.

**CARATTERISTICHE/COMPONENTI**

ILLUMINAZIONE A PARETE CON LUCE  
BIANCA A LED;  
STUFA CON PIETRE;  
PANNELLO DI CONTROLLO, FINITURA  
ACCIAIO SPAZZOLATO;  
FUNZIONE ENERGY SAVER AUTOMATICA;  
IMPIANTO ELETTRICO CANALIZZATO;  
STRUTTURA E PARETI RINFORZATE;  
PANCHE E PROTEZIONI FACILMENTE  
REMOVIBILI PER AGEVOLAZIONE  
OPERAZIONI DI PULIZIA;  
BASE PERIMETRALE A TERRA IN  
ALLUMINIO;  
GRIGLIA PROTEZIONE STUFA CON  
MASTELLINO INTEGRATO;  
MESTOLO IN LEGNO;  
POGGIASCHIENA ERGONOMICO  
LUNGO LA PARETE POSTERIORE;  
CLESSIDRA;

**OPTIONAL**

BIOASAUNA;  
CROMOTERAPIA A LED;  
MOOD LIGHT (LED SOTTOPANCA);  
ECC-EFFEGIBI COMFORT CONTROL;  
ESS-EFFEGIBI SOUND SYSTEM;  
PEDANE A PAVIMENTO.

**DIMENSIONS AND ABSORBED POWER**

GYM 300:  
CM 300 X 200 X 216 H  
SAUNA 8.0 KW MAX  
BIOASAUNA 9.0 KW MAX

GYM 250:  
CM 250 X 200 X 216 H  
SAUNA 8.0 KW MAX  
BIOASAUNA 9.0 KW MAX

GYM 200:  
CM 200 X 150 X 216 H  
SAUNA 6.0 KW MAX  
BIOASAUNA 6.0 KW MAX

**MATERIALS**

OUTSIDE, INSIDE AND FITTINGS:  
CANADIAN HEMLOCK;  
8 MM CLEAR TEMPERED GLASS.

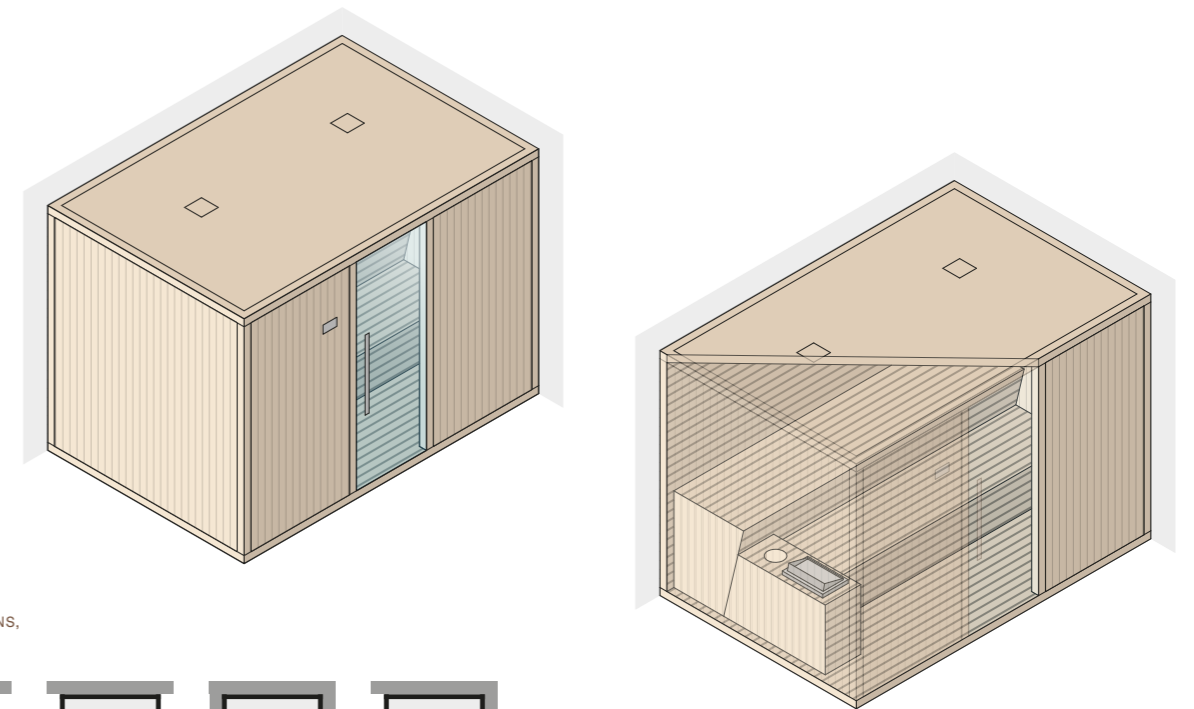
**FEATURES/COMPONENTS**

WALL LIGHTING WITH LED WHITE LIGHT;  
HEATER WITH STONES;  
CONTROL PANEL WITH BRUSHED STEEL  
FINISH;  
AUTOMATIC ENERGY SAVER FUNCTION;  
ELECTRICAL SYSTEM WITH PROTECTED  
CABLE DUCTS;  
REINFORCED FRAMEWORK AND WALLS;  
EASILY REMOVABLE BENCHES AND  
PROTECTIVE FEATURES FACILITATE  
CLEANING OPERATIONS;  
ALUMINIUM BASE FRAME;  
PROTECTIVE GRILLE FOR HEATER WITH  
BUILT IN WOODEN BUCKET AND LADLE;  
ERGONOMIC BACKREST ALONG THE  
BACK WALL;  
HOURGLASS.

**OPTIONS**

BIOASAUNA;  
COLOUR THERAPY LED RGB;  
MOOD LIGHT (LED UNDER THE BENCH);  
ECC-EFFEGIBI COMFORT CONTROL;  
ESS-EFFEGIBI SOUND SYSTEM;  
FLOOR PLATFORMS.

CONFIGURATIONS,  
EXAMPLES(\*):



(\*)  
OTHER LAYOUTS CAN BE SEEN  
ON THE EFFEGIBI WEBSITE: WWW.EFFEGIBI.IT



# Auki

## DIMENSIONI E POTENZA ASSORBITA

AUKI 60:  
CM 228 X 170 X 201 H  
SAUNA 6,0 KW MAX  
BIOSAUNA 6,0 KW MAX

AUKI 45:  
CM 202 X 152 X 201 H  
SAUNA 4,5 KW MAX  
BIOSAUNA 4,5 KW MAX

AUKI 36:  
CM 189 X 126 X 201 H  
SAUNA 3,6 KW MAX  
BIOSAUNA 4,5 KW MAX

AUKI 25:  
CM 128 X 126 X 201 H  
SAUNA 2,5 KW MAX  
BIOSAUNA 2,5 KW MAX

## MATERIALI

ESTERNO, INTERNO ED ARREDI:  
HEMLOCK CANADESE OPPURE  
ABETE DI SVEZIA;  
VETRI TEMPERATI CHIARI 8 MM.

## CARATTERISTICHE/COMPONENTI

ILLUMINAZIONE A PARETE CON LUCE  
BIANCA A LED;  
STUFA CON PIETRE;  
PANNELLO DI CONTROLLO, FINITURA  
ACCIAIO SPAZZOLATO;  
FUNZIONE ENERGY SAVER AUTOMATICA;  
IMPIANTO ELETTRICO CANALIZZATO;  
PANCHE;  
GRIGLIA PROTEZIONE STUFA;  
MASTELLINO E MESTOLO IN LEGNO;  
CLESSIDRA.

## OPTIONAL

BIOSAUNA;  
CROMOTERAPIA A LED;  
MOOD LIGHT (LED SOTTOPANCA);  
ECC-EFFEGIBI COMFORT CONTROL;  
ESS-EFFEGIBI SOUND SYSTEM;  
PEDANE A PAVIMENTO.

## DIMENSIONS E ABSORBED POWER

AUKI 60:  
CM 228 X 170 X 201 H  
SAUNA 6.0 KW MAX  
BIOSAUNA 6.0 KW MAX

AUKI 45:  
CM 202 X 152 X 201 H  
SAUNA 4.5 KW MAX  
BIOSAUNA 4.5 KW MAX

AUKI 36:  
CM 189 X 126 X 201 H  
SAUNA 3.6 KW MAX  
BIOSAUNA 4.5 KW MAX

AUKI 25:  
CM 128 X 126 X 201 H  
SAUNA 2.5 KW MAX  
BIOSAUNA 2.5 KW MAX

## MATERIALS

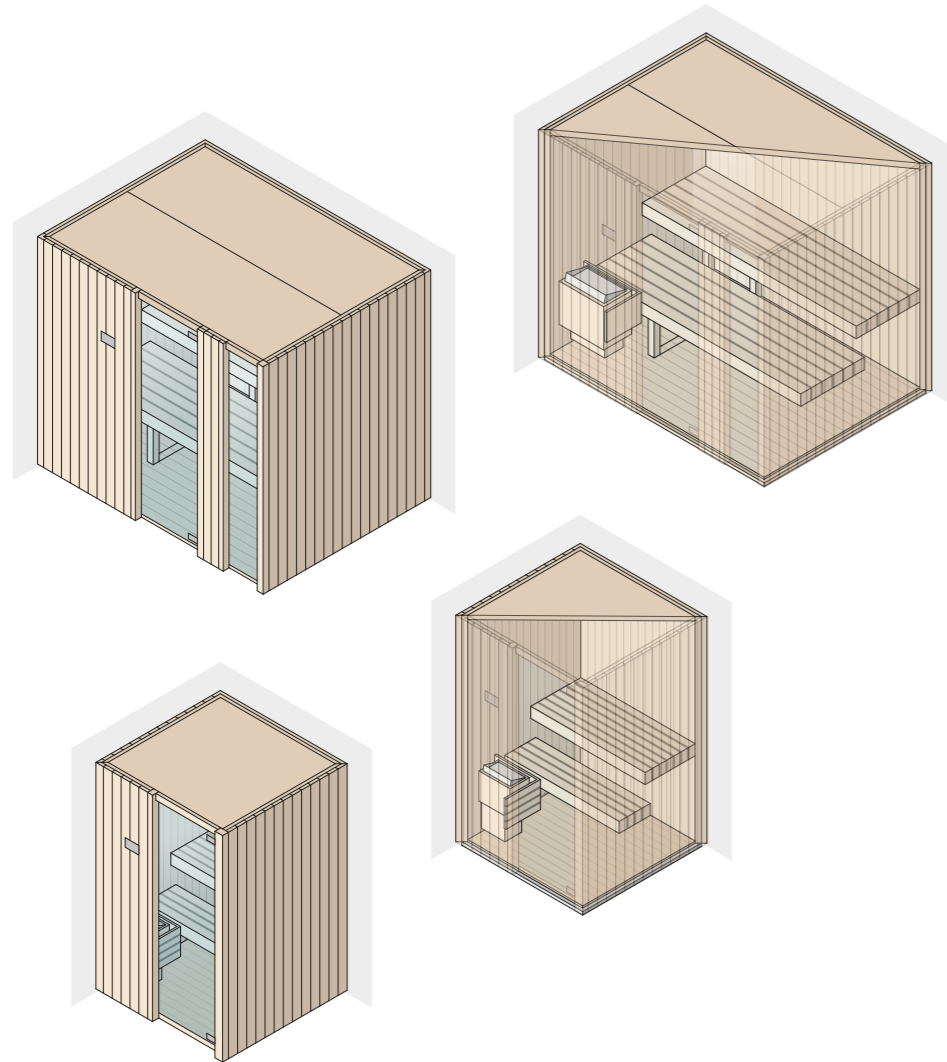
OUTSIDE, INSIDE AND FITTINGS:  
CANADIAN HEMLOCK  
OR SWEDISH FIR WOOD;  
8 MM CLEAR TEMPERED GLASS.

## FEATURES/COMPONENTS

WALL LIGHTING WITH LED WHITE LIGHT;  
HEATER WITH STONES;  
CONTROL PANEL WITH BRUSHED STEEL  
FINISH;  
AUTOMATIC ENERGY SAVER FUNCTION;  
ELECTRICAL SYSTEM WITH PROTECTED  
CABLE DUCTS;  
BENCHES;  
PROTECTIVE GRILLE FOR HEATER;  
WOODEN BUCKET AND LADLE;  
HOURGLASS.

## OPTIONAL

BIOSAUNA;  
COLOUR THERAPY LED RGB;  
MOOD LIGHT (LED UNDER THE BENCH);  
ECC-EFFEGIBI COMFORT CONTROL;  
ESS-EFFEGIBI SOUND SYSTEM;  
FLOOR PLATFORMS.



# H

## DIMENSIONI E POTENZA ASSORBITA

LARGE:  
CM 173 X 102 X 220 H  
4,5 KW MAX

MEDIUM:  
CM 152 X 102 X 220 H  
3,0 KW MAX

SMALL:  
CM 131 X 92 X 220 H  
3,0 KW MAX

## FINITURE

ALLUMINIO VERNICIATO;  
PARETI ESTERNE A VISTA GRES  
LAMINATO 3,5 MM.

## MATERIALI HAMMAM - DOCCIA

INTERNO: GRES LAMINATO 3,5 MM;  
PORTE IN VETRO TEMPERATO 8 MM.  
ARREDI E PEDANA: GRES LAMINATO 3,5  
MM ACCOPPIATO SU VETRO TEMPERATO  
15 MM.

## HAMMAM COMPLETO DI:

AQUASTEAM;  
PANCHE IN GRES LAMINATO;  
ILLUMINAZIONE CON CROMOTERAPIA  
A LED RGB, 5 COLORI FISSI, 4 CICLI  
DINAMICI E LUCE BIANCA.

## DOCCIA COMPLETA DI:

MISCELATORE TERMOSTATICO  
CON DEVIATORE A 3 VIE;  
DOCCIA A MANO;  
SOFFIONE DOCCIA A SOFFITTO  
42 X 42 CM CON FUNZIONI PIOGGIA  
E NEBULIZZAZIONE.

## DIMENSIONS AND ABSORBED POWER

LARGE:  
CM 173 X 102 X 220 H  
4.5 KW MAX

MEDIUM:  
CM 152 X 102 X 220 H  
3.0 KW MAX

SMALL:  
CM 131 X 92 X 220 H  
3.0 KW MAX

## OUTSIDE WALL FINISH

PAINTED ALUMINIUM;  
OUTSIDE WALL FINISH LAMINATED  
GRÈS PORCELAIN 3.5 MM.

## HAMMAM - SHOWER MATERIALS

INSIDE:  
3.5 MM LAMINATED GRES PORCELAIN;  
DOORS IN 8 MM TEMPERED GLASS.  
FITTINGS AND PLATFORM: 3.5 MM  
LAMINATED GRES PORCELAIN FITTED TO  
15 MM TOUGHENED GLASS

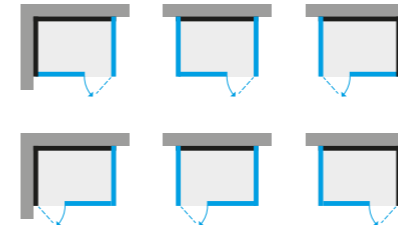
## HAMMAM INCLUDES:

AQUASTEAM;  
UNGLAZED PORCELAIN TILE BENCHES;  
LIGHTING SYSTEM WITH LED RGB  
COLOUR THERAPY, 5 FIXED COLOURS,  
4 DYNAMIC CYCLES AND WHITE LIGHT.

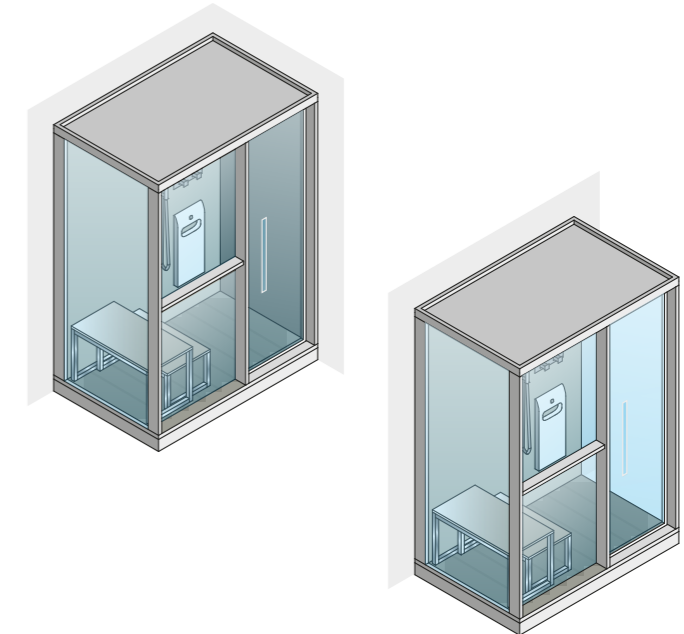
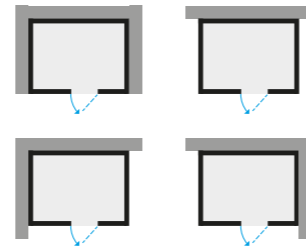
## SHOWER INCLUDES:

THERMOSTATIC MIXER WITH 3-WAY  
DIVERTER;  
HAND-HELD SHOWER HEAD;  
42 X 42 CM CEILING-MOUNTED SHOWER  
HEAD WITH RAIN AND NEBULISER  
FUNCTIONS.

## CONFIGURATIONS, EXAMPLES(\*):



## CONFIGURATIONS, EXAMPLES(\*):



# Topkapi

## DIMENSIONI E POTENZA ASSORBITA

190X130:  
CM 193,2 X 130 X 219,5 H  
4,5 KW MAX

190X90:  
CM 153,2 X 90 X 219,5 H  
3,0 KW MAX

150X130:  
CM 153,2 X 130 X 219,5 H  
4,5 KW MAX

150X90:  
CM 153,2 X 90 X 219,5 H  
3,0 KW MAX

## RIVESTIMENTI INTERNI

MARMO CARRARA;  
MARMO BOTTICINO;  
MARMO MARQUINA.

## VETRATE DI FONDO

VETRO TEMPERATO SERIGRAFATO  
CON SMALTO CERAMICO BIANCO;  
VETRO TEMPERATO FINITURA  
A SPECCHIO.

## VETRATE A VISTA

VETRO CAMERA TEMPERATO 25 MM  
NELLE FINITURE:  
RAIN, TRASPARENTE.

## CARATTERISTICHE/COMPONENTI

GENERATORE DI VAPORE INTERNO  
ALLA COLONNINA;  
FONTE CON CIOTOLA IN ACCIAIO,  
FINITURA RAMATA;  
PANCA IN TECK DELLA BIRMANIA  
AL NATURALE CON STRUTTURA  
IN ACCIAIO INOX;  
CROMOTERAPIA A LED RGB, 5 COLORI  
FISSI, 4 CICLI DINAMICI  
LUCE BIANCA A LED;  
MISCELATORE CON CARTUCCIA  
PROGRESSIVA E DEVIATORE;  
SOFFIONE DOCCIA A SOFFITTO  
CON ANTICALCARE;  
DOCCIA A MANO.

## ECC - EFFEGIBI COMFORT CONTROL

IL SISTEMA È INTEGRATO IN OGNI  
GENERATORE DI VAPORE EFFEGIBI E  
CONSENTE DI GESTIRE A DISTANZA IL  
BAGNO TURCO, SCARICANDO L'APPOSITA  
APP EFFEGIBI EXPERIENCE SUL PROPRIO  
TABLET O SMARTPHONE.

## ESS - EFFEGIBI SOUND SYSTEM

ATTRAVERSO LA DOCKING STATION IN  
DOTAZIONE È POSSIBILE COLLEGARE IL  
PROPRIO DISPOSITIVO (SMARTPHONE,  
TABLET, ETC.) E ASCOLTARE LA PROPRIA  
MUSICA PREFERITA.

## DIMENSIONS AND ABSORBED POWER

190X130:  
CM 193.2 X 130 X 219.5 H  
4.5 KW MAX

190X90:  
CM 153.2 X 90 X 219.5 H  
3.0 KW MAX

150X130:  
CM 153.2 X 130 X 219.5 H  
4.5 KW MAX

150X90:  
CM 153.2 X 90 X 219.5 H  
3.0 KW MAX

## INTERIOR COVERINGS

CARRARA MARBLE;  
BOTTICINO MARBLE;  
MARQUINA MARBLE.

## BACK GLASS PANELS

SCREEN-PRINTED TOUGHENED  
GLASS WITH WHITE CERAMIC ENAMEL;  
MIRROR-FINISH TOUGHENED GLASS.

## GLASS PANELS ON VIEW

25 MM DOUBLE-GLAZED TOUGHENED  
GLASS:  
RAIN, TRANSPARENT.

## FEATURES/COMPONENTS

STEAM GENERATOR INSIDE THE  
COLUMN;  
SPRING WITH COPPER-FINISH STEEL  
BOWL;  
BENCH WITH NATURAL-FINISH BURMESE  
TEAK SEAT AND STAINLESS STEEL  
SUPPORT;  
RGB LED COLOUR THERAPY, 5 FIXED  
COLOURS, 4 DYNAMIC CYCLES  
WHITE LED LIGHT;  
MIXER TAP WITH FLOW REGULATOR AND  
DIVERTER;  
CEILING MOUNTED ANTI-SCALE SHOWER  
HEAD;  
HAND-HELD SHOWER HEAD.

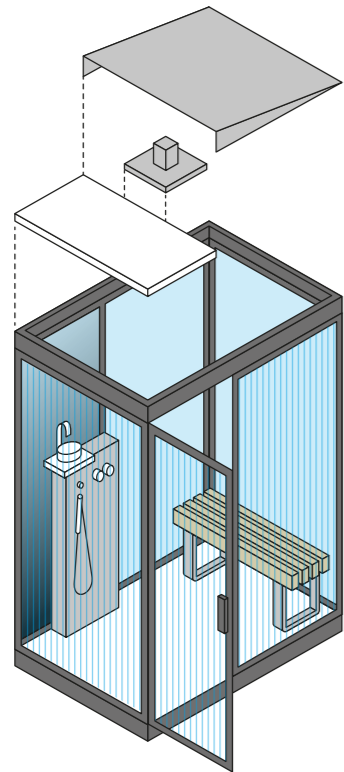
## ECC - EFFEGIBI COMFORT CONTROL

THIS SYSTEM IS INCORPORATED INTO  
EVERY EFFEGIBI STEAM GENERATOR  
SO THAT THE TURKISH BATH CAN BE  
REMOTE CONTROLLED. TO ENABLE  
IT, JUST DOWNLOAD THE APP EFFEGIBI  
EXPERIENCE TO YOUR TABLET OR  
SMARTPHONE.


## ESS - EFFEGIBI SOUND SYSTEM

THE EFFEGIBI DOCKING STATION CAN  
BE CONNECTED TO ANY TABLET OR  
SMARTPHONE SO YOU CAN LISTEN TO  
YOUR FAVOURITE MUSIC BOTH INSIDE  
AND OUTSIDE THE HAMMAM.


## CONFIGURATIONS, EXAMPLES(\*):




# Finishes Finiture



CARRARA MARBLE




BOTTICINO MARBLE



MARQUINA MARBLE

Pavimento  
e colonna  
Floor  
and column




WHITE



MIRROR

Vetro  
di fondo  
Black  
glass



RAIN



TRANSPARENT

Vetro  
frontale  
Front  
glass

(\*)  
OTHER LAYOUTS CAN BE SEEN  
ON THE EFFEGIBI WEBSITE: WWW.EFFEGIBI.IT



# Touch&Steam

## DIMENSIONI

CM 23 X 3,7 X 165 H

## DIMENSIONI CONTROCASSA

CM 40 X 10 X 173 H

## MATERIALI

VETRO TEMPERATO SERIGRAFATO;  
ALLUMINIO VERNICIATO RAL 9003;

## COLONNA ATTREZZATA COMPLETA DI:

GENERATORE DI VAPORE INTERNO CON:  
SISTEMA AUTOMATICO DI  
LAVAGGIO CALDAIA;  
SISTEMA DI REGOLAZIONE  
PORTATA ACQUA;  
SISTEMA AUTOMATICO DI  
SCARICO ACQUA;  
FUNZIONE ENERGY SAVER AUTOMATICA;  
PANNELLO DI CONTROLLO TOUCH  
CON ICONE RETROILLUMINATE E  
INDICATORE DEL LIVELLO DI  
TEMPERATURA.

## FUNZIONE POWER STEAM:

SISTEMA DI DIFFUSIONE VAPORE  
A VENTILAZIONE FORZATA.

## FUNZIONE CALDO DOCCIA:

SISTEMA DI RISCALDAMENTO A  
VENTILAZIONE FORZATA CON  
FUNZIONE PRERISCALDAMENTO.  
VANO CONTENITORI PER ESSENZE.  
ILLUMINAZIONE CON CROMOTERAPIA  
A LED RGB, 5 COLORI FISSI, 4 CICLI  
DINAMICI E LUCE BIANCA.

## ECC - EFFEGIBI COMFORT CONTROL

IL SISTEMA È INTEGRATO IN OGNI  
GENERATORE DI VAPORE EFFEGIBI E  
CONSENTE DI GESTIRE A DISTANZA IL  
BAGNO TURCO, SCARICANDO L'APPOSITA  
APP EFFEGIBI EXPERIENCE SUL PROPRIO  
TABLET O SMARTPHONE.

## ESS - EFFEGIBI SOUND SYSTEM

ATTRAVERSO LA DOCKING STATION IN  
DOTAZIONE È POSSIBILE COLLEGARE IL  
PROPRIO DISPOSITIVO (SMARTPHONE,  
TABLET, ETC.) E ASCOLTARE LA PROPRIA  
MUSICA PREFERITA.

## DIMENSIONS

CM 23 X 3,7 X 165 H

## COUNTERBOX DIMENSIONS

CM 40 X 10 X 173 H

## MATERIALS

SCREEN-PRINTED TEMPERED GLASS  
PANEL;  
PAINTED ALUMINIUM RAL 9003;

## EQUIPPED COLUMN WITH:

BUILT IN STEAM GENERATOR;  
AUTOMATIC BOILER CLEANING SYSTEM;  
WATER FLOW RATE CONTROL SYSTEM;  
AUTOMATIC WATER DRAINAGE SYSTEM;  
AUTOMATIC ENERGY SAVER FUNCTION;  
TOUCH-SCREEN CONTROL PANEL  
WITH BACKLIT ICONS AND TEMPERATURE  
GAUGE.

## POWER STEAM FUNCTION:

STEAM DIFFUSION AND FORCED  
VENTILATION HEATING SYSTEM.

## CALDO DOCCIA FUNCTION:

UNIT PRE-HEATING FUNCTION WITH  
FORCED VENTILATION HEATING SYSTEM.  
CONTAINERS FOR ESSENTIAL OILS.  
LIGHTING SYSTEM WITH LED RGB  
COLOUR THERAPY 5 FIXED COLOURS,  
4 DYNAMIC CYCLES AND WHITE LIGHT.

## ECC - EFFEGIBI COMFORT CONTROL

THIS SYSTEM IS INCORPORATED INTO  
EVERY EFFEGIBI STEAM GENERATOR  
SO THAT THE TURKISH BATH CAN BE  
REMOTELY CONTROLLED. TO ENABLE  
IT, JUST DOWNLOAD THE APP EFFEGIBI  
EXPERIENCE TO YOUR TABLET OR  
SMARTPHONE.

## ESS - EFFEGIBI SOUND SYSTEM

THE EFFEGIBI DOCKING STATION CAN  
BE CONNECTED TO ANY TABLET OR  
SMARTPHONE SO YOU CAN LISTEN TO  
YOUR FAVOURITE MUSIC BOTH INSIDE  
AND OUTSIDE THE HAMMAM.

MODELLO MODEL TOUCH&STEAM	VOLUME VANO COMPARTMENT VOLUME (M³)	POTENZA POWER (KW)
30	0 - 3,5	3,0
45	3,5 - 4,5	4,5
60	4,5 - 6,2	6,0
90	6,2 - 9,2	9,0

# Aquasteam

## DIMENSIONI

CM 25 X 3,7 X 57 H

## DIMENSIONI CONTROCASSA

CM 37 X 10 X 54 H

## MATERIALI

VETRO CURVATO SERIGRAFATO;  
ALLUMINIO VERNICIATO RAL 9003;

## ECC - EFFEGIBI COMFORT CONTROL

IL SISTEMA È INTEGRATO NEL  
GENERATORE DI VAPORE CHE CONSENTE  
DI GESTIRE A DISTANZA IL BAGNO TURCO,  
SCARICANDO L'APPOSITA APP EFFEGIBI  
EXPERIENCE SUL PROPRIO TABLET O  
SMARTPHONE.

## GENERATORE DI VAPORE INTERNO

### CARATTERISTICHE:

SISTEMA AUTOMATICO DI  
LAVAGGIO CALDAIA;  
SISTEMA DI REGOLAZIONE  
PORTATA ACQUA;  
SISTEMA AUTOMATICO DI  
SCARICO ACQUA;  
FUNZIONE ENERGY SAVER AUTOMATICA.  
PANNELLO DI CONTROLLO TOUCH CON  
ICONE RETROILLUMINATE E INDICATORE  
DEL LIVELLO DI TEMPERATURA.  
FONTE A CADUTA CON EROGAZIONE  
ACQUA CONTROLLATA E  
RETROILLUMINATA;  
CIOTOLA IN RESINA BIANCA;  
CONTENITORI PER ESSENZE.

## DIMENSIONS

CM 25 X 3,7 X 57 H

## COUNTERBOX DIMENSIONS

CM 37 X 10 X 54 H

## MATERIALS

CURVED SILK-SCREEN PRINTED GLASS  
PANEL;  
PAINTED ALUMINIUM RAL 9003.

## ECC - EFFEGIBI COMFORT CONTROL

THIS SYSTEM IS INCORPORATED INTO  
EVERY EFFEGIBI STEAM GENERATOR  
SO THAT THE TURKISH BATH CAN  
BE REMOTELY CONTROLLED, JUST  
DOWNLOAD THE APP EFFEGIBI  
EXPERIENCE TO YOUR TABLET  
OR SMARTPHONE.

MODELLO MODEL AQUASTEAM	VOLUME VANO COMPARTMENT VOLUME (M³)	POTENZA POWER (KW)
30	0 - 3,5	3,0
45	3,5 - 4,5	4,5

# Easystem

## DIMENSIONI

CM 25 X 3,7 X 57 H

## DIMENSIONI CONTROCASSA

CM 37 X 10 X 54 H

## MATERIALI

VETRO CURVATO SERIGRAFATO;  
ALLUMINIO VERNICIATO RAL 9003.

## GENERATORE DI VAPORE INTERNO

CARATTERISTICHE:  
SISTEMA AUTOMATICO DI  
LAVAGGIO CALDAIA;  
SISTEMA DI REGOLAZIONE  
PORTATA ACQUA;  
SISTEMA AUTOMATICO DI  
SCARICO ACQUA;  
FUNZIONE ENERGY SAVER AUTOMATICA;  
PANNELLO DI CONTROLLO TOUCH  
CON ICONE RETROILLUMINATE E  
INDICATORE DEL LIVELLO DI  
TEMPERATURA.  
CONTENITORI PER ESSENZE.

## ECC - EFFEGIBI COMFORT CONTROL

IL SISTEMA È INTEGRATO NEL  
GENERATORE DI VAPORE CHE CONSENTE  
DI GESTIRE A DISTANZA IL BAGNO TURCO,  
SCARICANDO L'APPOSITA APP EFFEGIBI  
EXPERIENCE SUL PROPRIO TABLET O  
SMARTPHONE.

## DIMENSIONS

CM 25 X 3,7 X 57 H

## COUNTERBOX DIMENSIONS

CM 37 X 10 X 54 H

## MATERIALS

CURVED SILK-SCREEN PRINTED GLASS  
PANEL;  
PAINTED ALUMINIUM RAL 9003;

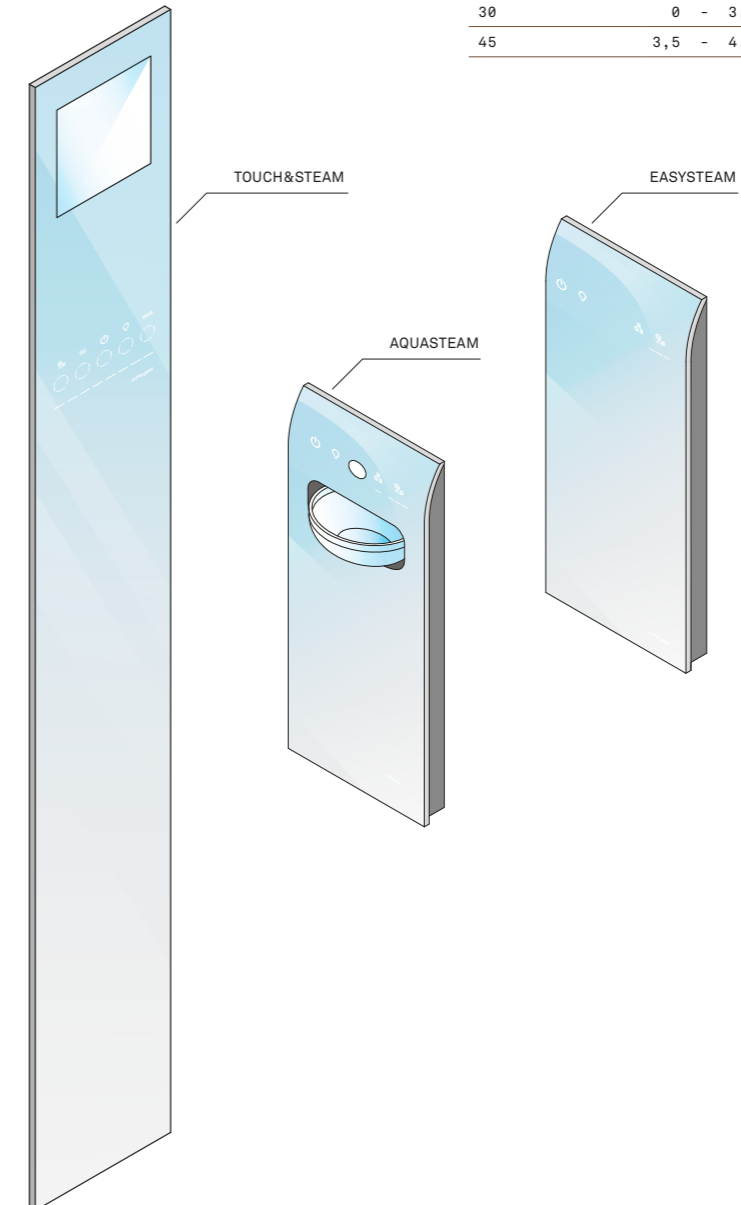
## EQUIPPED COLUMN WITH:

BUILT IN STEAM GENERATOR;  
AUTOMATIC BOILER CLEANING SYSTEM;  
WATER FLOW RATE CONTROL SYSTEM;  
AUTOMATIC WATER DRAINAGE SYSTEM;  
AUTOMATIC ENERGY SAVER FUNCTION;  
TOUCH-SCREEN CONTROL PANEL WITH  
BACKLIT ICONS AND TEMPERATURE GAUGE.  
CONTAINERS FOR ESSENTIAL OILS.

## ECC - EFFEGIBI COMFORT CONTROL

THIS SYSTEM IS INCORPORATED INTO  
EVERY EFFEGIBI STEAM GENERATOR  
SO THAT THE TURKISH BATH CAN  
BE REMOTELY CONTROLLED, JUST  
DOWNLOAD THE APP EFFEGIBI  
EXPERIENCE TO YOUR TABLET OR  
SMARTPHONE.

MODELLO MODEL EASYSTEM	VOLUME VANO COMPARTMENT VOLUME (M³)	POTENZA POWER (KW)
30	0 - 3,5	3,0
45	3,5 - 4,5	4,5



# Nuvola Smart Power

**DIMENSIONI GENERATORE**  
CM 52 X 26 X 27 H

**DIMENSIONI PANNELLO DI CONTROLLO**  
SCATOLA DA INCASSO : CM 19 X 8 X 4,3 H  
PANNELLO : CM 18 X 6 H

**DIMENSIONI DIFFUSORE DI VAPORE**  
CONTROCASSA : CM 18 X 10 X 15,2 H  
DIFFUSORE : CM 18,2 X 4,5 X 12,3 H

**GENERATORE DI VAPORE**  
CARATTERISTICHE:  
RWF REGULATING WATER FLOW;  
AUTOREGOLAZIONE ALLA PRESSIONE DELL'IMPIANTO IDRICO;  
SWF SMART WATER FILLING: GESTIONE OTTIMIZZATA DI RIEMPIMENTO CALDAIA;  
SBC SMART BOILER CLEANING: DILUIZIONI E RISCIAACQUI INTERMEDI SUL REALE FABBISOGNO;  
RISCIAACQUO FINALE;  
SEC SMART ENERGY CONTROL: DISTRIBUZIONE UNIFORME NEL TEMPO, DEI CICLI DI ACCENSIONE E SPEGNIMENTO DELLE TERMORESISTENZE;  
ODS OPEN DOOR SENSOR: SENSORE PORTA APERTA;  
ECC - EFFEGIBI COMFORT CONTROL: IL SISTEMA È INTEGRATO NEL GENERATORE DI VAPORE CHE CONSENTE DI GESTIRE A DISTANZA IL BAGNO TURCO, SCARICANDO L'APPOSITA APP EFFEGIBI EXPERIENCE SUL PROPRIO TABLET O SMARTPHONE.

**DIFFUSORE DI VAPORE**  
CARATTERISTICHE:  
ALETTE ORIENTABILI PER DIREZIONARE IL VAPORE;  
SISTEMA DI RICIRCOLO DELL'ARIA IN CABINA CON VENTILATORE WATER RESISTANT;  
CONTENITORE PER ESSENZE;  
LED LUMINOSO ALL'USCITA DEL VAPORE;  
SONDA DI TEMPERATURA AGGIUNTIVA.

**PANNELLO DI CONTROLLO TOUCH**  
CON ICONE RETROILLUMINATE E INDICATORE DEL LIVELLO DI TEMPERATURA.

**STEAM GENERATOR DIMENSIONS**  
CM 52 X 26 X 27 H

**CONTROL PANEL DIMENSIONS**  
MOUNTING BOX : CM 19 X 8 X 4.3 H  
CONTROL PANEL : CM 18 X 6 H

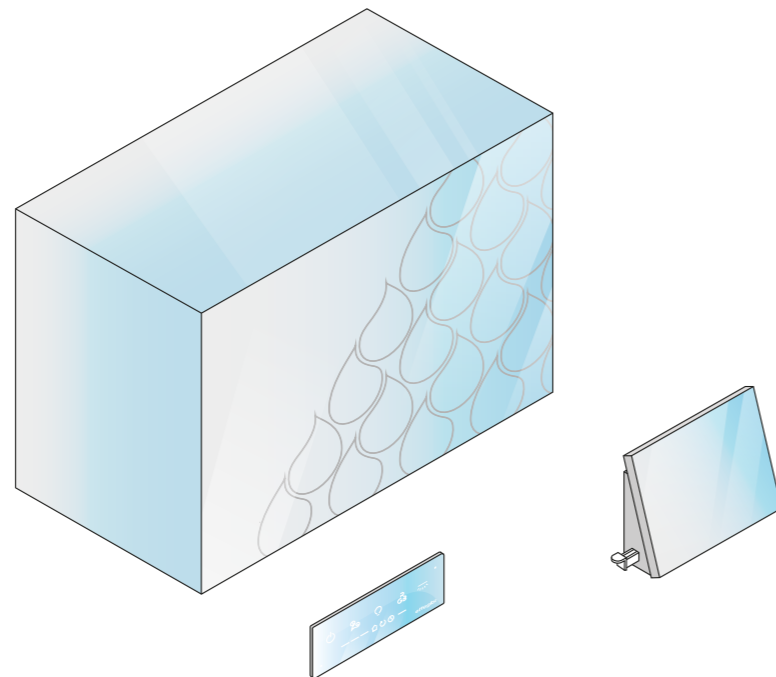
**STEAM DIFFUSER DIMENSIONS**  
MOUNTING BOX : CM 18 X 10 X 15.2 H  
STEAM DIFFUSER : CM 18.2 X 4.5 X 12.3 H

**STEAM GENERATOR**  
FEATURES:  
RWF REGULATING WATER FLOW;  
CAN WORK ON A WIDE RANGE OF WATER SYSTEMS WITH DIFFERENT PRESSURES;  
SWF SMART WATER FILLING: OPTIMISED MANAGEMENT OF BOILER FILLING;  
SBC SMART BOILER CLEANING: DILUTION AND INTERMEDIATE RINSING PROCESSES NOT TIME CONTROLLED BUT BASED ON REAL NEED;  
SEC SMART ENERGY CONTROL: EVENLY SPACED ON/OFF PERIODS FOR THE HEATING ELEMENTS;  
ODS OPEN DOOR SENSOR  
ECC - EFFEGIBI COMFORT CONTROL: THIS SYSTEM IS INCORPORATED INTO EVERY EFFEGIBI STEAM GENERATOR SO THAT THE TURKISH BATH CAN BE REMOTELY CONTROLLED, JUST DOWNLOAD THE APP EFFEGIBI EXPERIENCE TO YOUR TABLET OR SMARTPHONE.

**STEAM DIFFUSER**  
FEATURES:  
ADJUSTABLE FLAPS TO CONTROL THE OUTGOING STEAM DIRECTION;  
CUBICLE AIR-RECIRCULATION SYSTEM BUILT INTO THE WATER-RESISTANT FAN;  
ESSENTIAL OILS CONTAINER;  
STEAM OUTPUT LED LIGHT;  
ADDITIONAL TEMPERATURE PROBE INSIDE THE DIFFUSER.

**TOUCH-SCREEN CONTROL PANEL**  
WITH BACKLIT ICONS AND TEMPERATURE GAUGE.

MODELLO MODEL	VOLUME VANO COMPARTMENT VOLUME (M <sup>3</sup> )	POTENZA POWER (KW)
25	0 - 2,5	2,5
30	2,5 - 3,5	3,0
45	3,5 - 4,5	4,5
55	4,5 - 5,5	5,5
70	5,5 - 7,2	7,0
90	7,2 - 9,2	9,0
110	9,2 - 12,0	11,0
140	12,0 - 15,0	14,0
180	15,0 - 25,0	18,0
250	25,0 - 35,0	25,0
360	35,0 - 50,0	36,0



# Omniasteam Touch

**DIMENSIONI**  
88: CM 88 X 198 H  
145: CM 145 X 198 H

**DIMENSIONI CONTROTELAIO**  
88: CM 93 X 202 H  
145: CM 150 X 202 H

**MATERIALI**  
VETRO TEMPERATO TRASPARENTE 6 MM  
FINITURA ALLUMINIO: ALLUMINIO  
FINITURA BRILLANTE;  
FINITURA BIANCO: ALLUMINIO  
VERNICIATO RAL 9010 OPACO;

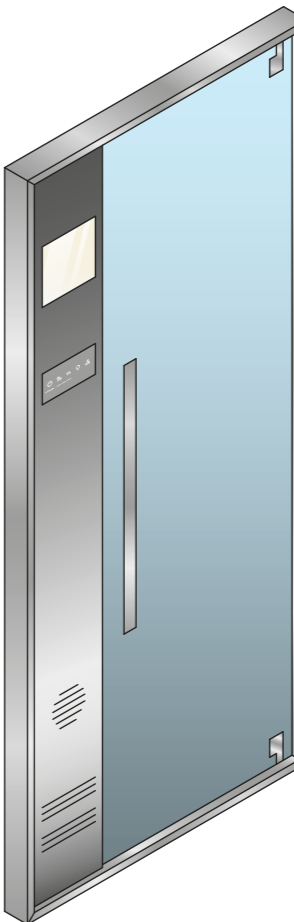
**GENERATORE DI VAPORE INTERNO**  
CARATTERISTICHE:  
SISTEMA AUTOMATICO DI LAVAGGIO CALDAIA;  
SISTEMA DI REGOLAZIONE PORTATA ACQUA;  
SISTEMA AUTOMATICO DI SCARICO ACQUA;  
FUNZIONE ENERGY SAVER AUTOMATICA;  
PANNELLO DI CONTROLLO TOUCH CON ICONE RETROILLUMINATE E INDICATORE DEL LIVELLO DI TEMPERATURA;  
FUNZIONE POWER STEAM:  
SISTEMA DI DIFFUSIONE VAPORE A VENTILAZIONE FORZATA;  
FUNZIONE CALDO DOCCIA:  
SISTEMA DI RISCALDAMENTO A VENTILAZIONE FORZATA CON FUNZIONE PRERISCALDAMENTO VANO.

SENSORE PORTA APERTA.  
CONTENITORI PER ESSENZE.

ILLUMINAZIONE CON CROMOTERAPIA A LED RGB 5 COLORI FISSI, 4 CICLI DINAMICI E LUCE BIANCA.

**ECC - EFFEGIBI COMFORT CONTROL**  
IL SISTEMA È INTEGRATO NEL GENERATORE DI VAPORE CHE CONSENTE DI GESTIRE A DISTANZA IL BAGNO TURCO, SCARICANDO L'APPOSITA APP EFFEGIBI EXPERIENCE SUL PROPRIO TABLET O SMARTPHONE.

MODELLO MODEL	VOLUME VANO COMPARTMENT VOLUME (M <sup>3</sup> )	POTENZA POWER (KW)
30	0 - 3,5	3,0
45	3,5 - 4,5	4,5



**DIMENSIONS**  
88: CM 88 X 198 H  
145: CM 145 X 198 H

**COUNTERFRAME DIMENSIONS**  
88: CM 93 X 202 H  
145: CM 150 X 202 H

**POWER**  
30: 3.0 KW MAX KW MAX  
45: 4.5 KW MAX KW MAX  
230 VAC 1N 50-60 HZ  
400 VAC 3N 50-60 HZ

**MATERIALI**  
6 MM CLEAR TEMPERED GLASS  
FINISHING ALUMINIUM: ALUMINIUM  
EDGES WITH SHINY FINISHING  
FINISHING WHITE: EDGES IN PAINTED RAL 9010 OPAQUE WHITE ALUMINIUM

**BUILT IN STEAM GENERATOR**  
FEATURES:  
AUTOMATIC BOILER CLEANING SYSTEM;  
WATER FLOW RATE CONTROL SYSTEM;  
AUTOMATIC WATER DRAINAGE SYSTEM;  
AUTOMATIC ENERGY SAVER FUNCTION;  
TOUCH-SCREEN CONTROL PANEL WITH BACKLIT ICONS AND TEMPERATURE GAUGE.  
POWER STEAM FUNCTION:  
STEAM DIFFUSION AND FORCED VENTILATION HEATING SYSTEM;  
CALDO DOCCIA FUNCTION:  
UNIT PRE-HEATING FUNCTION WITH FORCED VENTILATION HEATING SYSTEM.

OPEN DOOR SENSOR.  
CONTAINER FOR ESSENTIAL OILS.

LIGHTING SYSTEM WITH LED RGB COLOUR THERAPY, 5 FIXED COLOURS, 4 DYNAMIC CYCLES AND WHITE LIGHT.

**ECC - EFFEGIBI COMFORT CONTROL**  
THIS SYSTEM IS INCORPORATED INTO EVERY EFFEGIBI STEAM GENERATOR SO THAT THE TURKISH BATH CAN BE REMOTELY CONTROLLED, JUST DOWNLOAD THE APP EFFEGIBI EXPERIENCE TO YOUR TABLET OR SMARTPHONE.



# FeelGood

## DIMENSIONI SOFFIONE

CM 47 X 67

## DIMENSIONI PANNELLO DI CONTROLLO

SCATOLA DA INCASSO:

CM 31 X 9,8 X 6,6 H

PANNELLO:

CM 30 X 6H

## FINITURE

ACCIAIO SPAZZOLATO

ACCIAIO INOSSIDABILE LUCIDO

## SOFFIONE MULTIFUNZIONE

SOFFIONE DA SOFFITTO CON FUNZIONI

PIOGGIA, CASCATA, NEBULIZZAZIONE;

LUCE BIANCA;

CROMOTERAPIA (ROSSO, BLU, VERDE,

GIALLO) E PROGRAMMA "FEEL";

MISCELATORE TERMOSTATICO 3/4"

INCASSO CON DEVIATORE 3 VIE;

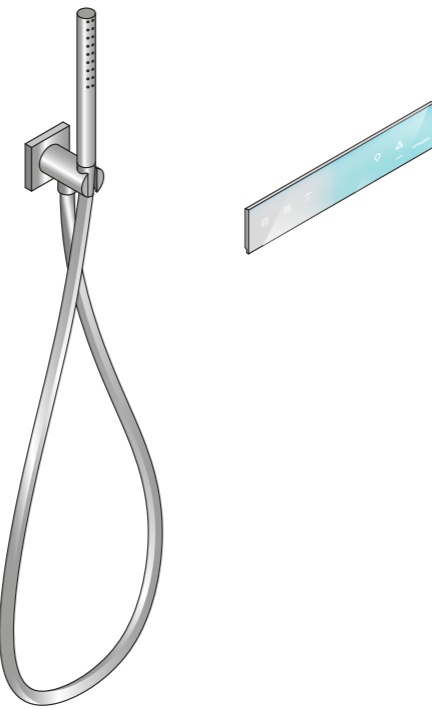
PANNELLO DI CONTROLLO TOUCH

CON ICONE RETROILLUMINATE PER

LA GESTIONE DI TUTTE LE FUNZIONI

(DOCCIA, VAPORE, LUCE) COMPLETO

DOCCIA CON ON/OFF AUTOMATICO.



## SHOWER HEAD DIMENSIONS

CM 47 X 67

## CONTROL PANEL DIMENSIONS

MOUNTING BOX:

CM 31 X 9,8 X 6,6 H

CONTROL PANEL:

CM 30 X 6H

## FINISHES

BRUSHED STAINLESS STEEL

BRILLIANT STAINLESS STEEL

## EQUIPPED SHOWER HEAD

CEILING SHOWER HEAD, RAINFALL,

WATERFALL AND MIST FUNCTION;

WHITE LED LIGHTS;

CHROMOTHERAPY (RED, BLUE, GREEN,

YELLOW) AND "FEEL" PROGRAM;

3/4" BUILT-IN THERMOSTATIC MIXER

WITH 3-WAY DIVERTER;

TOUCH-SCREEN CONTROL PANEL WITH

BACKLIT ICONS OPERATES ALL

THE FUNCTIONS (SHOWER, STEAM,

LIGHTING);

SHOWER SET WITH AUTOMATIC ON/OFF.

La tradition finlandaise du sauna

Un sauna en bois à l'intérieur d'un hammam, dans un hôtel de la région de la mer Noire, Turquie

→ **4**

Un bain turc à l'intérieur d'un hammam

**Depuis plus de vingt-cinq ans, Effegibi conçoit et produit des saunas et des bains turcs avec des technologies d'avant-garde**. Effegibi est au centre d'une histoire qui a ses origines dans la tradition et qui arrive dans un avenir plus innovant. L'histoire est celle du bien-être, de rites anciens comme le sauna et le bain turc qui, aujourd'hui, revêt un style contemporain grâce à des technologies avancées et un design raffiné. Derrière cette évolution, il y a une entreprise qui, depuis 1987, a consacré son activité uniquement à ce secteur, fière d'offrir une production de bains turcs et de saunas entièrement italienne, de la conception à la production. Avec cette philosophie, Effegibi est devenue à juste titre leader dans son secteur, en gagnant la confiance de ses clients dans le monde entier. Un atout est donné de l'excellence des solutions technologiques, toujours à l'avant-garde qui garantissent des produits de qualité certifiée, de longue durée, avec un entretien extrêmement réduit et assurant une économie d'énergie. En plus de rechercher des fonctionnalités et des performances élevées, Effegibi sait parfaitement que bien-être rime avec « bel être » et accorde de fait la même attention à l'esthétique. Les saunas et les bains turcs sont dessinés avec des lignes nettes, tracées par des designers illustres, souvent avec de grandes ouvertures vitrées qu'ils les transforment en des objets d'ameublement élégants. Les matériaux sont écocompatibles, aucune matière plastique n'est utilisée, les types de bois sont de premier choix et ne proviennent pas de la déforestation ni d'arbres en voie de disparition. Le savoir-faire extraordinaire d'Effegibi se traduit en des solutions précises sur mesure.

→ **10**

La grande salle d'un hammam, à l'intérieur d'un hôtel

→ **11**

Un hammam au sein d'un hôtel

→ **12**

Un hammam à l'intérieur d'un hôtel

→ **13**

Un hammam à l'intérieur d'un hôtel

Un hammam à l'intérieur d'un hôtel

Un hammam à l'intérieur d'un hôtel

Un hammam à l'intérieur d'un hôtel

→ **16**

Le sauna et le bain turc ont des bénéfices similaires mais des origines et des modes d'emploi différents

### Sauna finlandais

Un rite qui s'est répandu depuis le nord de l'Europe dans le monde entier. Dans le sauna, la chaleur peut atteindre des températures jusqu'à 100 °C, mais grâce à la basse humidité (20-30 %), elle se transforme en un agréable enlacement qui détend la musculature et favorise l'épuration de l'organisme. Le bois libère le parfum de la nature, une invitation primitive à retrouver la sérénité de l'esprit en relâchant toutes les tensions. Construisez d'abord votre sauna, puis votre maison. Ce vieux

Un hammam à l'intérieur d'un hôtel

Un hammam à l'intérieur d'un hôtel

dicton finlandais raconte comme un simple bain d'air chaud et sec puisse devenir le centre vital du bien-être quotidien.

### Bain turc

L'eau est synonyme de santé, même lorsqu'elle prend la forme d'un nuage de vapeur qui enveloppe le corps. Le bain turc fut découvert jadis par les grecs, les romains et les peuples du Moyen-Orient qui en ont fait une philosophie de vie. Contrairement au sauna, l'humidité atteint 100 % et les températures ne dépassent pas 48 °C. Assis sur le marbre ou sur la pierre, enveloppés par un brouillard impalpable, on inhale la vapeur tiède qui décongestionne la respiration, on se libère de toutes les toxines à travers la transpiration, on s'isole de l'espace environnant et on perçoit uniquement notre corps.

→ **17**

→ **18**

Un hammam à l'intérieur d'un hôtel

→ **19**

→ **20**

→ **21**

Un hammam à l'intérieur d'un hôtel

Un hammam à l'intérieur d'un hôtel

Le poêle du sauna de BodyLove est revêtu en céramique émaillée, avec des couleurs uniques : un matériau précieux qui exalte la douce beauté du bois. La source de chaleur, élément extrêmement important dans la tradition du sauna finlandais, occupe à nouveau également dans l'esthétique un rôle de premier plan.

L'offre de matériaux précieux comme la céramique et le grès stimule la perception de l'espace bien-être comme un environnement en continuité avec l'extérieur, plutôt que comme un élément technique ajouté et non intégré. BodyLove prévoit la possibilité d'une personnalisation complète également dans le choix des matériaux.

Fonctionnel, élégant, prestigieux : Rodolfo Dordoni signe un projet qui attise les sens. Personnalisez selon vos goûts votre spa, privée ou publique, grâce à BodyLove, un système modulaire qui permet l'union de sauna, bain turc, douche, zone de détente, selon des dispositions toujours nouvelles et avec des matériaux même personnalisables.

Un plan en marbre Botticino contient le groupe des robinets (distributeur et commandes fontaine + douche), ainsi qu'un bol en acier effet cuivre pour se mouiller avec de l'eau fraîche durant le bain de vapeur.

Un hammam à l'intérieur d'un hôtel

Un hammam à l'intérieur d'un hôtel

Les parois sont proposées en deux diverses essences de bois : Hemlock naturel et bois massif thermo-traité, avec la possibilité d'insérer sur demande des surfaces en miroir.

Un hammam à l'intérieur d'un hôtel

Comme tous les produits Effegibi, BodyLove offre un éventail de possibilités de personnalisation en termes de choix et assortiment des matériaux pour réaliser un espace bien-être vraiment sur mesure.

→ **31**

Un hammam à l'intérieur d'un hôtel

→ **32**

Un hammam à l'intérieur d'un hôtel

Un hammam à l'intérieur d'un hôtel

Un hammam à l'intérieur d'un hôtel

Un hammam à l'intérieur d'un hôtel

Un hammam à l'intérieur d'un hôtel

Un hammam à l'intérieur d'un hôtel

Un hammam à l'intérieur d'un hôtel

Un hammam à l'intérieur d'un hôtel

Un hammam à l'intérieur d'un hôtel

Un hammam à l'intérieur d'un hôtel

Un hammam à l'intérieur d'un hôtel

Un hammam à l'intérieur d'un hôtel

Un hammam à l'intérieur d'un hôtel

Un hammam à l'intérieur d'un hôtel

Un hammam à l'intérieur d'un hôtel

Un hammam à l'intérieur d'un hôtel

Un hammam à l'intérieur d'un hôtel

Un hammam à l'intérieur d'un hôtel

Un hammam à l'intérieur d'un hôtel

Un hammam à l'intérieur d'un hôtel

Un hammam à l'intérieur d'un hôtel

Un hammam à l'intérieur d'un hôtel

Un hammam à l'intérieur d'un hôtel

Un hammam à l'intérieur d'un hôtel

Un hammam à l'intérieur d'un hôtel

Un hammam à l'intérieur d'un hôtel

Un hammam à l'intérieur d'un hôtel

Un hammam à l'intérieur d'un hôtel

design intégré dans votre maison.

Un hammam à l'intérieur d'un hôtel

Caractéristiques : - Système intégré avec sauna et bain turc. - Aquasteam est installé pour la production de vapeur, avec fonction Energy Saver et système automatique de lavage de la chaudière. - Disponible en sept finitions standard, ou avec des couleurs personnalisées. - Matériaux de qualité exceptionnelle : bois Hemlock canadien, revêtements en grès laminé Slimtech® de 3,5 mm, portes en verre trempé de 8 mm. - ESS - Effegibi Sound System pour le contrôle de la musique directement depuis votre dispositif (en option) - Logica SH est un espace de bien-être chez vous, versatile grâce aux trois variantes chromatiques

Un hammam à l'intérieur d'un hôtel

Un hammam à l'intérieur d'un hôtel

Un hammam à l'intérieur d'un hôtel

Un hammam à l'intérieur d'un hôtel

Un hammam à l'intérieur d'un hôtel

Un hammam à l'intérieur d'un hôtel

Un hammam à l'intérieur d'un hôtel

Un hammam à l'intérieur d'un hôtel

Un hammam à l'intérieur d'un hôtel

Un hammam à l'intérieur d'un hôtel

Un hammam à l'intérieur d'un hôtel

Un hammam à l'intérieur d'un hôtel

Un hammam à l'intérieur d'un hôtel

Un hammam à l'intérieur d'un hôtel

Un hammam à l'intérieur d'un hôtel

Un hammam à l'intérieur d'un hôtel

Un hammam à l'intérieur d'un hôtel

Un hammam à l'intérieur d'un hôtel

Un hammam à l'intérieur d'un hôtel

Un hammam à l'intérieur d'un hôtel

Un hammam à l'intérieur d'un hôtel

Un hammam à l'intérieur d'un hôtel

Un hammam à l'intérieur d'un hôtel

Un hammam à l'intérieur d'un hôtel

Un hammam à l'intérieur d'un hôtel

Un hammam à l'intérieur d'un hôtel

Un hammam à l'intérieur d'un hôtel

Un hammam à l'intérieur d'un hôtel

Un hammam à l'intérieur d'un hôtel

Un hammam à l'intérieur d'un hôtel

Caractéristiques : - Système intégré avec sauna finlandais et douche - Toute la zone sauna est revêtue en bois de Hemlock canadien, le matériau le plus précieux utilisé pour les saunas finlandais - ESS - Effegibi Sound System pour le contrôle de la musique directement depuis votre dispositif (en option) - La structure externe au sauna est disponible en trois finitions standard, ou avec des couleurs personnalisées

- Matériaux de qualité exceptionnelle : bois Hemlock canadien, revêtements en grès laminé Slimtech® de 3,5 mm, portes en verre trempé de 8 mm. - ESS - Effegibi Sound System pour le contrôle de la musique directement depuis votre dispositif (en option) - Sauna et douche sont deux éléments qui se complètent : les espaces sont distribués de manière que tout soit pratique et fonctionnel

Un hammam à l'intérieur d'un hôtel

Un hammam à l'intérieur d'un hôtel

Un hammam à l'intérieur d'un hôtel

Un hammam à l'intérieur d'un hôtel

Un hammam à l'intérieur d'un hôtel

Un hammam à l'intérieur d'un hôtel

Un hammam à l'intérieur d'un hôtel

Un hammam à l'intérieur d'un hôtel

Un hammam à l'intérieur d'un hôtel

Un hammam à l'intérieur d'un hôtel

Un hammam à l'intérieur d'un hôtel

Un hammam à l'intérieur d'un hôtel

Un hammam à l'intérieur d'un hôtel

Un hammam à l'intérieur d'un hôtel

Un hammam à l'intérieur d'un hôtel

Un hammam à l'intérieur d'un hôtel

Un hammam à l'intérieur d'un hôtel

Un hammam à l'intérieur d'un hôtel

Un hammam à l'intérieur d'un hôtel

Un hammam à l'intérieur d'un hôtel

Un hammam à l'intérieur d'un hôtel

Un hammam à l'intérieur d'un hôtel

Un hammam à l'intérieur d'un hôtel

Un hammam à l'intérieur d'un hôtel

Un hammam à l'intérieur d'un hôtel

Un hammam à l'intérieur d'un hôtel

Un hammam à l'intérieur d'un hôtel

Un hammam à l'intérieur d'un hôtel

Un hammam à l'intérieur d'un hôtel

Un hammam à l'intérieur d'un hôtel

cabine hammam coordonnées, assemblables en un même espace ou utilisables séparément - One H utilise Aquasteam 45 pour la production de vapeur, pour un contrôle total de la densité et de l'hygiène - Matériaux de qualité exceptionnelle : sauna en bois Hemlock, hammam avec revêtements en grès laminé Slimtech® de 3,5 mm - ESS - Effegibi Sound System pour le contrôle de la musique directement depuis votre dispositif (en option) - Disponible en sept finitions standard, ou avec des couleurs personnalisées

- De nombreuses applications possibles, dans des centres de bien-être, salles de gym ou à la maison

Un hammam à l'intérieur d'un hôtel

Un hammam à l'intérieur d'un hôtel

Un hammam à l'intérieur d'un hôtel

Un hammam à l'intérieur d'un hôtel

Un hammam à l'intérieur d'un hôtel

Un hammam à l'intérieur d'un hôtel

Un hammam à l'intérieur d'un hôtel

Un hammam à l'intérieur d'un hôtel

Un hammam à l'intérieur d'un hôtel

Un hammam à l'intérieur d'un hôtel

Un hammam à l'intérieur d'un hôtel

Un hammam à l'intérieur d'un hôtel

Un hammam à l'intérieur d'un hôtel

Un hammam à l'intérieur d'un hôtel

Un hammam à l'intérieur d'un hôtel

Un hammam à l'intérieur d'un hôtel

Un hammam à l'intérieur d'un hôtel

Un hammam à l'intérieur d'un hôtel

Un hammam à l'intérieur d'un hôtel

Un hammam à l'intérieur d'un hôtel

Un hammam à l'intérieur d'un hôtel

Un hammam à l'intérieur d'un hôtel

Un hammam à l'intérieur d'un hôtel

Un hammam à l'intérieur d'un hôtel

Un hammam à l'intérieur d'un hôtel

Un hammam à l'intérieur d'un hôtel

Un hammam à l'intérieur d'un hôtel

Un hammam à l'intérieur d'un hôtel

Un hammam à l'intérieur d'un hôtel

précieux Hemlock canadien et vitres trempées de 10 mm - Surface vitrée extrêmement ample : paroi frontale, porte, plafond et paroi latérale - ESS - Effegibi Sound System, pour le contrôle de la musique directement depuis votre dispositif (en option) - Grande versatilité, idéal pour des réalisations sur mesure

Un hammam à l'intérieur d'un hôtel

Un hammam à l'intérieur d'un hôtel

Un hammam à l'intérieur d'un hôtel

Un hammam à l'intérieur d'un hôtel

Un hammam à l'intérieur d'un hôtel

Un hammam à l'intérieur d'un hôtel

Un hammam à l'intérieur d'un hôtel

Un hammam à l'intérieur d'un hôtel

Un hammam à l'intérieur d'un hôtel

Un hammam à l'intérieur d'un hôtel

Un hammam à l'intérieur d'un hôtel

Un hammam à l'intérieur d'un hôtel

Un hammam à l'intérieur d'un hôtel

Un hammam à l'intérieur d'un hôtel

Un hammam à l'intérieur d'un hôtel

Un hammam à l'intérieur d'un hôtel

Un hammam à l'intérieur d'un hôtel

Un hammam à l'intérieur d'un hôtel

Un hammam à l'intérieur d'un hôtel

Un hammam à l'intérieur d'un hôtel

Un hammam à l'intérieur d'un hôtel

Un hammam à l'intérieur d'un hôtel

Un hammam à l'intérieur d'un hôtel

Un hammam à l'intérieur d'un hôtel

Un hammam à l'intérieur d'un hôtel

Un hammam à l'intérieur d'un hôtel

Un hammam à l'intérieur d'un hôtel

Un hammam à l'intérieur d'un hôtel

Un hammam à l'intérieur d'un hôtel

Un hammam à l'intérieur d'un hôtel

Un hammam à l'intérieur d'un hôtel

Un hammam à l'intérieur d'un hôtel

Un hammam à l'intérieur d'un hôtel

Un hammam à l'intérieur d'un hôtel

Un hammam à l'intérieur d'un hôtel

Un hammam à l'intérieur d'un hôtel

pour le contrôle de la musique directement depuis votre dispositif (en option) - Grande versatilité, idéal pour des réalisations sur mesure, même de grandes dimensions

Un hammam à l'intérieur d'un hôtel

Un hammam à l'intérieur d'un hôtel

Un hammam à l'intérieur d'un hôtel

Un hammam à l'intérieur d'un hôtel

Un hammam à l'intérieur d'un hôtel

Un hammam à l'intérieur d'un hôtel

Un hammam à l'intérieur d'un hôtel

Un hammam à l'intérieur d'un hôtel

Un hammam à l'intérieur d'un hôtel

Un hammam à l'intérieur d'un hôtel

Un hammam à l'intérieur d'un hôtel

Un hammam à l'intérieur d'un hôtel

Un hammam à l'intérieur d'un hôtel

Un hammam à l'intérieur d'un hôtel

Un hammam à l'intérieur d'un hôtel

Un hammam à l'intérieur d'un hôtel

Un hammam à l'intérieur d'un hôtel

Un hammam à l'intérieur d'un hôtel

Un hammam à l'intérieur d'un hôtel

Un hammam à l'intérieur d'un hôtel

Un hammam à l'intérieur d'un hôtel

Un hammam à l'intérieur d'un hôtel

Un hammam à l'intérieur d'un hôtel

Un hammam à l'intérieur d'un hôtel

Un hammam à l'intérieur d'un hôtel

Un hammam à l'intérieur d'un hôtel

Un hammam à l'intérieur d'un hôtel

Un hammam à l'intérieur d'un hôtel

Un hammam à l'intérieur d'un hôtel

Un hammam à l'intérieur d'un hôtel

Un hammam à l'intérieur d'un hôtel

Un hammam à l'intérieur d'un hôtel

Un hammam à l'intérieur d'un hôtel

Un hammam à l'intérieur d'un hôtel



<b>FRANÇAIS</b>	
<span></span>	
<b>BIOSAUNA</b>	<b>→ 170</b>
<span></span>	
Le Bio-sauna est un sauna avec des niveaux de température contenus entre 50 et 60 °C et une humidité d'environ 60-70 <span> </span> %. Grâce au vaporisateur intégré, en programmant la température souhaitée, le poêle Bio créera l'équilibre parfait entre chaleur et humidité. Le système combiné Effegibi permet de choisir entre Bio-sauna, un parcours à mi-chemin entre le sauna finlandais et la nature méditerranéenne du bain de vapeur, ou le sauna traditionnel, caractérisé par des températures allant jusqu'à 100 <span> </span> °C avec basse humidité. Le système combiné peut être appliqué à tous les saunas d'Effegibi.	
<span></span>	
<b>TOPKAPI</b>	<b>→ 175</b>
<span></span>	
La véritable essence des anciens hammams est représentée par Topkapi <span> </span> : des revêtements en marbre Carrare, Marquina ou Botticino et un standard qualitatif inégalé dans la production de vapeur.	
<span></span>	
Caractéristiques <span> </span> : <ul style="list-style-type: none"><li>- Bain turc équipé de douche, fontaine, banquettes et chromothérapie</li> <li>- Matériaux de très haut niveau<span> </span>: marbre en trois variantes, acier, verre trempé, bois teck de Birmanie naturel</li> <li>- Vitrages internes de fond disponibles en double finition<span> </span>: miroir et blanc</li> <li>- Vitres externes disponibles entièrement transparents ou avec finition effet pluie semi mate</li> <li>- Topkapi est équipé d'une fontaine revêtue en marbre de premier choix, avec bol en acier finition cuivrée</li> <li>- Topkapi est doté du ESS - Effegibi Sound System, pour le contrôle de la musique directement depuis votre dispositif</li> <li>- Tableau tactile intuitif et rétro-illuminé pour gérer la vapeur, les températures, la lumière et la chromothérapie</li> <li>- Générateur de vapeur intégré dans la colonne qui répond aux standards de qualité uniques</li></ul>	
<span></span>	
Le marbre est protagoniste dans Topkapi, tout comme dans les hammams historiques les plus somptueux de la Turquie. Ce matériau extraordinaire, extrêmement durable et résistant, confère une sensation spéciale au toucher qui amplifie le plaisir du bain turc.	

<i>Perfect WellneS</i>	
<span></span>	
<b>H</b>	<b>→ 185</b>
<span></span>	
Séries de hammams avec performances professionnelles, équipés de douche et chromothérapie, idéaux pour compléter votre salle de bains avec une zone dédiée au bien-être.	
<span></span>	
Caractéristiques <span> </span> : <ul style="list-style-type: none"><li>- Hammam équipé de douche et chromothérapie</li> <li>- Technologie Aquasteam pour la production de vapeur<span> </span>: le maximum du contrôle sur la qualité de votre vapeur</li> <li>- Intérieur et mobilier en grès laminé de 3,5 mm, portes en verre trempé de 8 mm</li> <li>- Disponible en sept variantes chromatiques</li> <li>- Espace douche pratique et fonctionnel, avec mitigeur thermostatique, douche à main et pomme de douche au plafond 42x42 cm avec fonctions pluie et nébulisation</li></ul>	
<span></span>	
<b>TOUCH&amp;STEAM</b>	<b>→ 205</b>
<span></span>	
Peut être inséré dans chaque douche ou hammam, Touch&Steam est un générateur de vapeur professionnel au design élégant et léger. Le maximum de la technologie dans la production de vapeur.	
<span></span>	
Caractéristiques <span> </span> : <ul style="list-style-type: none"><li>- Générateur de vapeur doté de chromothérapie et aromathérapie</li> <li>- Technologie Effegibi pour la production de vapeur<span> </span>: le maximum du contrôle sur la qualité, densité et hygiène</li> <li>- Système de ventilation de l'air qui minimise la stratification des températures à l'intérieur de la cabine</li> <li>- Entretien réduit grâce au système automatique de lavage de la chaudière qui minimise l'accumulation de calcaire</li> <li>- Design élégant et compact composé d'un panneau vitré trempé sérigraphié, épaisseur visible<span> </span>: 3,7 cm</li> <li>- Tableau de commande tactile avec icônes rétro-illuminées et indicateur du niveau de température</li> <li>- ESS - Effegibi Sound System, pour le contrôle de la musique directement depuis votre dispositif (en option)</li> <li>- Chaud-douche<span> </span>: système de chauffage par ventilation forcée avec fonction de préchauffage de la pièce</li> <li>- Peut être assorti aux portes et cloisons vitrées de la gamme Effegibi, spécialement conçues pour des hammams</li></ul>	
<span></span>	
Portes et cloisons vitrées <span> </span> : Touch&Steam peut être appliqué dans chaque pièce prévue pour accueillir un hammam <span> </span> : de la douche chez vous à des espaces plus amples,	

<span></span>	
même conçus sur mesure. Il est fondamental d'appliquer à ces zones des portes et des cloisons vitrées spécifiques pour les hammams, en mesure d'isoler depuis l'extérieur en maintenant un passage calibré de l'air.	
<span></span>	
Touch&Steam permet d'apprécier les bénéfices de la chromothérapie. Il est possible de choisir parmi 5 couleurs en mode fixe (rouge, jaune, vert, bleu, aigue-marine) et 4 programmes de variations d'une gamme chromatique (aube, crépuscule, mer, bois).	
<span></span>	
<b>TRANSFORM YOUR SHOWER INTO A HAMMAM</b>	<b>→ 216</b>
<span></span>	
<b>Transformez votre douche en hammam</b>	
Le secret pour réaliser le bain turc idéal chez vous est l'application d'une isolation parfaite de la porte, de sorte que la vapeur soit isolée à l'intérieur, tout en garantissant la bonne entrée d'air depuis l'extérieur. Effegibi a étudié une série de portes professionnelles à appliquer à la cabine douche, pour maintenir constante la densité de la vapeur et réduire les consommations.	
<span></span>	
<b>AQUASTEAM</b>	<b>→ 219</b>
<span></span>	
Un panneau vitré incurvé équipé de commandes tactiles, une fontaine et un bol font d'Aquasteam un générateur de vapeur à l'usage intuitif que l'on peut parfaitement combiner avec tout type de revêtement.	
<span></span>	
Caractéristiques <span> </span> : <ul style="list-style-type: none"><li>- Générateur de vapeur avec fontaine, bol, aromathérapie</li> <li>- Technologie Effegibi pour la production de vapeur<span> </span>: hygiène, contrôle du calcaire et qualité maximale de la vapeur</li> <li>- Entretien réduit et durée accrue grâce au système automatique de lavage de la chaudière</li> <li>- Design très compact composé d'un panneau vitré incurvé sérigraphié, épaisseur visible<span> </span>: 3,7 cm</li> <li>- Tableau de commande tactile avec icônes rétro-illuminées et indicateur du niveau de température</li> <li>- Pré-installation pour raccordement de la lampe pour chromothérapie</li> <li>- Peut être assorti aux portes et cloisons vitrées de la gamme Effegibi, spécialement conçues pour des hammams</li></ul>	

<span></span>	
<b>EASYSYSTEM</b>	<b>→ 227</b>
<span></span>	
Générateur de vapeur élégant et compact, Easystem conjugue la simplicité d'installation, la technologie élevée et la simplicité d'utilisation.	
<span></span>	
Caractéristiques <span> </span> : <ul style="list-style-type: none"><li>- Générateur de vapeur avec aromathérapie</li> <li>- Technologie Effegibi pour la production de vapeur<span> </span>: hygiène, contrôle du calcaire et qualité maximale de la vapeur</li> <li>- Entretien réduit et durée accrue grâce au système automatique de lavage de la chaudière</li> <li>- Design très compact composé d'un panneau vitré incurvé sérigraphié, épaisseur visible<span> </span>: 3,7 cm</li> <li>- Tableau de commande tactile avec icônes rétro-illuminées et indicateur du niveau de température</li> <li>- Pré-installation pour raccordement de la lampe pour chromothérapie</li> <li>- Peut être assorti aux portes et cloisons vitrées de la gamme Effegibi, spécialement conçues pour des hammams</li></ul>	
<span></span>	
Comme tous les produits de la gamme Touch, Easystem est équipé d'un tiroir porte-essences latéral pour une expérience d'aromathérapie enivrante. L'aromathérapie est reconnue depuis des siècles pour ses effets curatifs. Les huiles essentielles utilisées dans le hammam peuvent aider à réveiller, rafraîchir, stimuler, détendre le corps et l'esprit.	
<span></span>	
<b>NUVOLA SMART POWER</b>	<b>→ 235</b>
<span></span>	
Générateur de vapeur à haute puissance, à placer à l'extérieur de l'espace hammam <span> </span> : la technologie la plus sophistiquée existante et la netteté formelle font de Nuvola Smart Power un produit exceptionnel	
<span></span>	
Caractéristiques <span> </span> : <ul style="list-style-type: none"><li>- Générateur de vapeur professionnel externe, indiqué pour d'amples cubages</li> <li>- 3 000 heures de fonctionnement garanties sans besoin d'entretien</li> <li>- Vapeur et température toujours parfaites grâce au nouveau Système de ventilation de l'air</li> <li>- Fonction ODS (Open Door Sensor)<span> </span>: le générateur bloque la production de vapeur s'il relève que la porte est ouverte</li> <li>- Foncton SWF (Smart Water Filling)<span> </span>: gestion optimisée d'utilisation de la chaudière pour une économie d'énergie maximale et une augmentation de la durée</li> <li>- Contrôle automatique des thermorésistances pour une distribution de vapeur uniforme dans le temps</li> <li>- Tableau de commande tactile avec</li></ul>	

<span></span>	
<b>FRANÇAIS</b>	
<span></span>	
<b>STEAMBOX</b>	<b>→ 274</b>
<span></span>	
Diffuseur de vapeur <span> </span> : Nuvola Smart Power est doté d'un nouveau diffuseur à très haute technologie avec ventilation pour maintenir toujours uniforme la densité et la température de la vapeur.	
<span></span>	
Nuvola Smart Power est disponible avec des puissances de 2,5 à 36 kW, pour des espaces jusqu'à 50 m³. Pour des espaces plus grands, veuillez contacter Effegibi pour étudier des solutions personnalisées.	
<span></span>	
<b>FEELGOOD</b>	<b>→ 249</b>
<span></span>	
Élégante collection coordonnée pour votre espace de bien-être <span> </span> : bain turc, douche multifonctions et chromothérapie, le tout géré par le tableau de commande tactile Effegibi à haute technologie.	
<span></span>	
Caractéristiques <span> </span> : <ul style="list-style-type: none"><li>- Système coordonné pour espace douche avec générateur de vapeur et douche multifonctions</li> <li>- FeelGood peut être combiné avec n'importe quel générateur de vapeur Effegibi</li> <li>- Tableau de commande tactile avec icônes rétro-illuminées pour la gestion de toutes les fonctions (douche, vapeur, lumière)</li> <li>- Douche avec trois différents jets d'eau<span> </span>: eau à pluie, à cascade et nébulisée</li> <li>- FeelGood peut être installé facilement dans des espaces réalisés sur mesure</li></ul>	
<span></span>	
<b>OMNIASTEAM TOUCH</b>	<b>→ 270</b>
<span></span>	
Complétez votre douche avec une porte Omniasteam Touch <span> </span> : une colonne insérée dans le châssis comprend le générateur de vapeur et toutes les fonctions pour créer chez vous un hammam personnel.	
<span></span>	
Caractéristiques <span> </span> : <ul style="list-style-type: none"><li>- Omniasteam Touch unit design, technologie, facilité d'installation et s'adapte aux diverses exigences.</li> <li>- Disponible en deux versions<span> </span>: porte et colonne (88x198 cm) ou bien porte, colonne et cloison vitrée fixe (145x198 cm).</li> <li>- Tableau de commande tactile avec icônes rétro-illuminées pour la gestion de toutes les fonctions</li> <li>- Fonction Chaud-douche<span> </span>: système de chauffage par ventilation forcée avec fonction de préchauffage</li> <li>- Fonction Power steam<span> </span>: système</li></ul>	

<span></span>	
<b>FRANÇAIS</b>	
<span></span>	
<b>STEAMBOX</b>	<b>→ 274</b>
<span></span>	
SteamBox est le système de fabrication génial de la cabine hammam qui permet un assemblage extrêmement rapide des parois et il est prévu pour une isolation parfaite depuis l'extérieur, pour le maintien optimal de température et qualité de la vapeur. SteamBox est un kit doté de panneaux en polystyrène de diverses épaisseurs (10 cm et 5 cm) avec treillis et lissage en ciment, de receveur de douche avec raccord d'évacuation intégré et plafond à section inclinée. Le kit contient tout le matériel nécessaire pour le collage et l'imperméabilisation. La cabine, à revêtir avec des carreaux ou mosaïque (au choix du client), est disponible en diverses configurations et permet l'application facile des générateurs de vapeur et des portes Spazio Frameless, conçues spécialement.	
<span></span>	
<b>ESS</b>	<b>→ 278</b>
<span></span>	
<b>Effegibi Sound System</b>	
En connectant une tablette ou un smartphone quelconque à la station d'accueil Effegibi, il est possible d'écouter votre musique préférée à l'intérieur du sauna ou du hammam ou de l'espace où il se trouve. La diffusion à l'intérieur du sauna ou du hammam est garantie à travers un haut-parleur positionné à l'intérieur de la cabine. La station d'accueil, dotée de deux caisses stéréo, se connecte automatiquement à l'haut-parleur interne sans devoir installer un logiciel ou prévoir des raccordements spécifiques.	
<span></span>	
<b>ECC</b>	<b>→ 279</b>
<span></span>	
<b>Essences</b>	
Les produits Effegibi sont équipés pour la diffusion d'essences parfumées qui complètent l'atmosphère magique de sauna et hammam.	

<i>Perfect WellneS</i>	
<span></span>	
de ventilation de l'air qui minimise la stratification des températures à l'intérieur de la cabine.	
<span></span>	
<b>STEAMBOX</b>	<b>→ 274</b>
<span></span>	
SteamBox est le système de fabrication génial de la cabine hammam qui permet un assemblage extrêmement rapide des parois et il est prévu pour une isolation parfaite depuis l'extérieur, pour le maintien optimal de température et qualité de la vapeur. SteamBox est un kit doté de panneaux en polystyrène de diverses épaisseurs (10 cm et 5 cm) avec treillis et lissage en ciment, de receveur de douche avec raccord d'évacuation intégré et plafond à section inclinée. Le kit contient tout le matériel nécessaire pour le collage et l'imperméabilisation. La cabine, à revêtir avec des carreaux ou mosaïque (au choix du client), est disponible en diverses configurations et permet l'application facile des générateurs de vapeur et des portes Spazio Frameless, conçues spécialement.	
<span></span>	
<b>ESS</b>	<b>→ 278</b>
<span></span>	
<b>Effegibi Sound System</b>	
En connectant une tablette ou un smartphone quelconque à la station d'accueil Effegibi, il est possible d'écouter votre musique préférée à l'intérieur du sauna ou du hammam ou de l'espace où il se trouve. La diffusion à l'intérieur du sauna ou du hammam est garantie à travers un haut-parleur positionné à l'intérieur de la cabine. La station d'accueil, dotée de deux caisses stéréo, se connecte automatiquement à l'haut-parleur interne sans devoir installer un logiciel ou prévoir des raccordements spécifiques.	
<span></span>	
<b>ECC</b>	<b>→ 279</b>
<span></span>	
<b>Essences</b>	
Les produits Effegibi sont équipés pour la diffusion d'essences parfumées qui complètent l'atmosphère magique de sauna et hammam.	

<span></span>	
<b>FRANÇAIS</b>	
<span></span>	
<b>DOORS AND GLASS PANELS</b>	<b>→ 282</b>
<span></span>	
<b>Portes et cloisons vitrées</b>	
Les portes spéciales d'Effegibi pour hammam sont conçues pour obtenir une tenue parfaite à l'émanation de la vapeur, garantissant ainsi le bon recyclage de l'air. L'acier inox et le verre trempé de 8 mm d'épaisseur rendent chaque modèle très durable et permettent de l'assortir facilement à tout style d'ameublement. Grâce aux portes Effegibi, même la simple douche chez vous peut être transformée en un bain turc parfait.	
<span></span>	
<b>SEATING AND SPRINGS</b>	<b>→ 291</b>
<span></span>	
<b>Banquettes, Fontaines</b>	
Série de mobilier conçu de manière spécifique pour l'intérieur du hammam et de la douche, avec des matériaux faciles à nettoyer et résistants à l'action de l'eau.	
<span></span>	
<b>OTHER ACCESSORIES</b>	<b>→ 296</b>
<span></span>	
<b>AROMATERAPHY</b>	<b>→ 301</b>
<span></span>	
<b>Essences</b>	
Les produits Effegibi sont équipés pour la diffusion d'essences parfumées qui complètent l'atmosphère magique de sauna et hammam.	

<span></span>	
<b>FRANÇAIS</b>	
<span></span>	
<b>DOORS AND GLASS PANELS</b>	<b>→ 282</b>
<span></span>	
<b>Portes et cloisons vitrées</b>	
Les portes spéciales d'Effegibi pour hammam sont conçues pour obtenir une tenue parfaite à l'émanation de la vapeur, garantissant ainsi le bon recyclage de l'air. L'acier inox et le verre trempé de 8 mm d'épaisseur rendent chaque modèle très durable et permettent de l'assortir facilement à tout style d'ameublement. Grâce aux portes Effegibi, même la simple douche chez vous peut être transformée en un bain turc parfait.	
<span></span>	
<b>SEATING AND SPRINGS</b>	<b>→ 291</b>
<span></span>	
<b>Banquettes, Fontaines</b>	
Série de mobilier conçu de manière spécifique pour l'intérieur du hammam et de la douche, avec des matériaux faciles à nettoyer et résistants à l'action de l'eau.	
<span></span>	
<b>OTHER ACCESSORIES</b>	<b>→ 296</b>
<span></span>	
<b>AROMATERAPHY</b>	<b>→ 301</b>
<span></span>	
<b>Essences</b>	
Les produits Effegibi sont équipés pour la diffusion d'essences parfumées qui complètent l'atmosphère magique de sauna et hammam.	





weil diese bei hohen Temperaturen schädliche Stoffe freisetzen könnten. Im Gegensatz dazu gewährleistet natürliches Holz ein gesundes Ambiente, das sich schön anfühlt und mit der Zeit nicht verändert.

**Die Wahl des Holzes**

Das für eine Sauna bestimmte Holz muss präzise Eigenschaften bezüglich der Wärmeaufnahme und der Beständigkeit gegenüber Stress durch Temperaturänderungen aufweisen. Effegibi führt hausintern alle notwendigen Prüfungen durch, um zu garantieren, dass das Material für eine lange Lebensdauer geeignet ist und die ästhetischen Merkmale für die Fertigung von perfekten Saunen erfüllt. Vom kanadischen Hemlock-Holz bis zum traditionellen Fichtenholz aus Schweden – mehr als zehn exklusive Holzarten erster Wahl werden von Effegibi ausgewählt und strengen Qualitätskontrollen unterzogen, um einen Standard von höchster Qualität zu bieten.

**BIOAUNA → 170**

Die Biosauna ist eine Sauna mit niedrigeren Temperaturen zwischen 50 und 60°C und einer Feuchtigkeit von etwa 60–70%. Dank des integrierten Verdampfers und durch das Einstellen der bevorzugten Temperatur sorgt der Bio-Ofen für eine perfekte Balance zwischen Wärme und Feuchtigkeit. Dank des Effegibi-Kombisystems hat man die Wahl zwischen Biosauna, einem Mittelweg aus der finnischen Sauna und der mediterranen Natur des Dampfbades, und traditioneller Sauna mit Temperaturen bis zu 100°C und niedriger Luftfeuchtigkeit. Das Kombisystem kann für alle Saunen von Effegibi eingesetzt werden.

**TOPKAPI → 175**

Topkapi verkörpert die echte Essenz der antiken Hamams: Auskleidungen aus Marmor – Carrara, Marquina oder Botticino – und ein Qualitätsstandard in der Dampferzeugung ohngleichen.

Beschreibung:  
- Türkisches Dampfbad mit Dusche, Quelle, Bänke und Farblichttherapie  
- Materialien von höchstem Niveau: Marmor in drei Varianten, Stahl, gehärtetes Glas, natürliches Teak-Holz aus Myanmar  
- Innenverglasung an der Rückwand in zwei Ausführungen: Spiegel und weiß  
- Außenscheiben volltransparent oder in der halbmatten Ausführung Rain  
- Topkapi bietet eine mit

Marmor erster Wahl verkleidete Quelle mit einer Stahlschale in Kupferausführung  
- Topkapi beinhaltet ESS - Effegibi Sound System für die direkte Ansteuerung der Musik über das eigene Mobilgerät  
- Intuitives und rückbeleuchtetes Touch-Bedienpaneel für die Dampf-, Temperatur-, Licht- und Farblichttherapie-Steuerung  
- In der Säule integrierter Dampfgenerator, der einen einzigartigen Qualitätsstandard erfüllt

Marmor ist die Hauptfigur in Topkapi, ebenso wie in den historischen edelsten Hamams der Türkei. Dieses außerordentliche, extrem langlebige und resistente Material fühlt sich ganz besonders an und unterstreicht das Wohlfühlerlebnis im türkischen Dampfbad.

**H → 185**

Hamams mit professionellen Leistungen und integrierter Dusche und Farblichttherapie. Ideal, um das heimische Badezimmer um eine Wellnessecke zu ergänzen.

Beschreibung:  
- Hamam mit Dusche und Farblichttherapie  
- Dampferzeugung mit Aquasteam-Technologie: maximale Kontrolle der Qualität Ihres Dampfes  
- Inneres und Ausstattung aus laminiertem Feinsteinzeug, 3,5 mm; Türen aus gehärtetem 8-mm-Glas  
- Erhältlich in sieben Farbvarianten  
- Bequemer und praktischer Duschbereich, mit Thermostatmischer, Handbrause und Deckenbrause 42x42 cm mit den Funktionen Regen und Nebel

**TOUCH&STEAM → 205**

Einsetzbar in jeder Dusche oder jedem Hamam-Bereich, Touch&Steam ist ein professioneller Generator im eleganten und leichten Design. Das Maximum der Technologie für die Dampfproduktion.

Beschreibung:  
- Dampfgenerator mit Farblichttherapie und Aromatherapie  
- Effegibi-Technologie für die Dampferzeugung: maximale Qualitäts-, Dichte- und Hygienekontrolle  
- Ventilationssystem, das Temperaturschichten in der Kabine minimiert  
- Geringer Wartungsaufwand dank des automatischen Reinigungssystems des Heizkessels, das Kalkansammlungen minimiert  
- Elegantes und kompaktes Design

bestehend aus einer gehärteten siebbedruckten Glasscheibe, sichtbare Dicke: 3,7 cm  
- Touch-Bedienpaneel mit rückbeleuchteten Icons und Temperaturanzeige  
- ESS - Effegibi Sound System für die direkte Ansteuerung der Musik über das eigene Mobilgerät (optional)  
- „Wärmulftdusche“: Wärmulftheizung mit Funktion Dampfgenerator, der eigens für Hamams entwickelten Türen und Verglasungen des Effegibi-Angebots

Türen und Verglasungen: Touch&Steam kann in jedem, für ein Hamam vorgesehenen Raum installiert werden: von der heimischen Dusche bis zu größeren Räumen, auch maßgerecht ausgelegt. Es ist wichtig, dass diese Räume mit speziellen für Hamam bestimmten Türen und Verglasungen versehen werden, die eine Isolierung vom Außenbereich und eine ausgewogene Luftpassage garantieren.

Touch&Steam bietet auch die Wohltaten der Farblichttherapie. Zur Auswahl stehen 5 Farben Dauerlicht (rot, gelb, grün, blau, aquamarinblau) und 4 Farbprogramme (Sonnenaufgang, Sonnenuntergang, Meer, Wald).

**TRANSFORM YOUR SHOWER INTO A HAMMAM → 216**

**Verwandeln Sie Ihre Dusche in ein Hamam**  
Das Geheimnis für die Realisierung des idealen türkischen Dampfbads zuhause ist die perfekte Isolierung der Tür, sodass der Dampf im Inneren bleibt, während der richtige Luftenlass von außen gewährleistet ist. Effegibi hat eine Reihe professioneller Türen für die Montage an der Duschkabine entwickelt, die eine konstante Dichte des Dampfes garantieren und den Energieverbrauch senken.

**AQUASTEAM → 219**

Eine kurvige Glasscheibe mit digitalen Bedienelementen, die Quelle und eine Schale machen aus Aquasteam einen anwendungsfreundlichen Dampfgenerator, der perfekt zu jeder Verkleidung passt.

Beschreibung:  
- Dampfgenerator mit Quelle, Schale, Aromatherapie  
- Effegibi-Technologie für die Dampferzeugung: Hygiene, Kalkkontrolle und maximale Dampfqualität

- Geringer Wartungsaufwand und lange Lebensdauer dank des automatischen Reinigungssystems des Heizkessels  
- Sehr kompaktes Design bestehend aus einer kurvigen siebbedruckten Glasscheibe, sichtbare Dicke: 3,7 cm  
- Touch-Bedienpaneel mit rückbeleuchteten Icons und Temperaturanzeige  
- Vorrüstung für den Anschluss an eine Farblichttherapie-Lampe  
- Kombinierbar mit den eigens für Hamams entwickelten Türen und Verglasungen des Effegibi-Angebots

**EASYSYSTEM → 227**

Eleganter und kompakter Dampfgenerator, Easystem vereint in sich eine einfache Installation, hochwertige Technologie und eine einfache Benutzung.

Beschreibung:  
- Dampfgenerator mit Aromatherapie  
- Effegibi-Technologie für die Dampferzeugung: Hygiene, Kalkkontrolle und maximale Dampfqualität  
- Geringer Wartungsaufwand und lange Lebensdauer dank des automatischen Reinigungssystems des Heizkessels  
- Sehr kompaktes Design bestehend aus einer kurvigen siebbedruckten Glasscheibe, sichtbare Dicke: 3,7 cm  
- Touch-Bedienpaneel mit rückbeleuchteten Icons und Temperaturanzeige  
- Vorrüstung für den Anschluss an eine Farblichttherapie-Lampe  
- Kombinierbar mit den eigens für Hamams entwickelten Türen und Verglasungen des Effegibi-Angebots

Wie alle Produkte der Familie Touch ist Easystem mit einem seitlichen Duftfach für ein berauschendes Aromatherapie-Erlebnis ausgestattet. Die Aromatherapie ist seit Jahrhunderten für ihre heilende Wirkung bekannt. Die im Hamam benutzten ätherischen Öle können helfen, den Körper und Geist zu erwecken, zu erfrischen, zu beleben oder zu entspannen.

**NUVOLA SMART POWER → 235**

Hochleistungsdampfgenerator, der außerhalb des Hamams montiert wird: modernste Technologie und klare Linien machen aus Nuvola Smart Power ein konkurrenzloses Produkt

Beschreibung:  
- Professioneller außenseitiger Dampfgenerator für große Volumen  
- Garantierte 3000 Betriebsstunden ohne Wartungsbedarf

- Dampf und Temperatur, stets perfekt dank des neuen Ventilationssystems  
- Funktion ODS (Open Door Sensor): bei offenstehender Tür sperrt der Generator die Dampferzeugung  
- Funktion SWF (Smart Water Filling): optimierte Kesselsteuerung für maximale Energieeinsparung und eine längere Lebensdauer  
- Automatische Ansteuerung der Heizwiderstände für eine dauerhaft gleichmäßige Dampfverteilung  
- Touch-Bedienpaneel mit rückbeleuchteten Icons und Temperaturanzeige  
- Nuvola Smart Power eignet sich für Einbaulösungen und kann daher in nach Maß gefertigten Räumen eingesetzt werden

Dampfaustrittsdüse: Nuvola Smart Power ist mit einer neuen hoch technologischen Dampfaustrittsdüse mit Ventilation ausgestattet, die für eine konstante Dampfdichte und -temperatur sorgt.

Nuvola Smart Power wird mit Leistungen von 2,5 bis 36 kW für Räume bis zu 50 m³ angeboten. Bei größeren Räume können Sie sich zur Entwicklung der passenden Lösung gerne an Effegibi wenden.

**FEELGOOD → 249**

Elegante koordinierte Kollektion für Ihren Wellnessbereich: türkisches Dampfbad, Multifunktionsdusche und Farblichttherapie, angesteuert über das hoch technologische Touch-Bedienpaneel von Effegibi.

Beschreibung:  
- Koordiniertes System für den Duschbereich mit Dampfgenerator und Multifunktionsdusche  
- FeelGood kann mit jedem Dampfgenerator von Effegibi kombiniert werden  
- Touch-Bedienpaneel mit rückbeleuchteten Icons für die Ansteuerung von allen Funktionen (Dusche, Dampf, Licht)  
- Dusche mit drei verschiedenen Wasserstrahlformen: Regen, Wasserfall und Nebel  
- FeelGood kann leicht in Räumen nach Maß installiert werden.

**OMNIASTEAM TOUCH → 270**

Vervollständigen Sie Ihre Dusche mit einer Tür Omniasteam Touch: Eine im Rahmen eingebaute Säule beinhaltet den Dampfgenerator und alle Funktionen für Ihr eigenes Hamam zuhause.

Beschreibung:  
- Omniasteam Touch kombiniert Design, Technologie und eine

einfache Installation und passt sich verschiedenen Ansprüchen an.  
- Erhältlich in zwei Ausführungen: Tür und Säule (88x198 cm) oder Tür, Säule und Verglasung (145x198 cm).  
- Touch-Bedienpaneel mit rückbeleuchteten Icons für die Ansteuerung von allen Funktionen  
- Funktion „Wärmulftdusche“: Wärmulftheizung mit Funktion Raumvorheizen  
- Funktion Power Steam: Ventilationssystem, das Temperaturschichten in der Kabine minimiert

**STEAMBOX → 274**

Steambox ist das geniale Bausystem für Hamamkabinen. Es ermöglicht einen schnellen Zusammenbau der Wände und ist für eine perfekte Isolierung vom Außenbereich und für die Aufrechterhaltung der optimalen Temperatur und Dampfqualität ausgelegt. Steambox ist ein Kit mit Polystyrolplatten in verschiedenen Stärken (10 cm und 5 cm) mit Netz und Zementputz, Duschwanne mit integriertem Ablauf und Decke mit schrägem Abschnitt. Es beinhaltet das gesamte für die Verleimung und Abdichtung erforderliche Material. Die Kabine kann je nach Kundenwunsch mit Fliesen oder Mosaik verfliest werden, ist in verschiedenen Konfigurationen erhältlich und garantiert eine leichte Montage der Dampfgeneratoren und der Türen Spazio Frameless, die eigens dafür entwickelt wurden.

**ESS → 278**

**Effegibi Sound System**  
Durch das Anschließen eines Tablets oder Smartphones an die Effegibi-Docking Station können Sie im Hamam oder im Raum, in dem es sich befindet, Ihre Lieblingsmusik hören. Die Beschallung im Inneren des Hamams und Sauna erfolgt über einen Lautsprecher, der sich in der Kabine befindet. Die mit zwei Stereolautsprechern ausgestattete Docking Station schließt sich automatisch an den Lautsprecher im Inneren an, ohne dass eine Software installiert oder ein spezieller Anschluss vorbereitet werden muss.

**ECC → 279**

**Effegibi Comfort Control**  
Das System gestattet die Fernsteuerung Ihres türkischen Dampfbads oder Sauna über die entsprechende, auf Ihr Tablet

oder Smartphone geladene App „Effegibi Experience“. Dank dieses Systems können Sie Ihr Erlebnis bequem von anderen Zimmern aus Ihren Wünschen anpassen und diverse Funktionen ausführen, wie das Einstellen der Uhrzeit für das Einschalten, der Temperatur und des gewünschten Lichts. Sofern der Raum, in dem sich das türkische Dampfbad befindet, über ein Wi-Fi-Netz verfügt, kann die Programmierung von überall erfolgen (Büro, Auto, usw.). Und schließlich haben Sie dank der App Effegibi Experience stets nützliche Informationen bezüglich der Benutzung Ihres Produkts zur Hand. Dazu zählen die Tipps für die bestmögliche Benutzung, eine Erläuterung der Wohltaten, aber auch Historisches über dieses antike Ritual.

**DOORS AND GLASS PANELS → 282**

**Türen und Verglasungen**  
Die Hamam-Spezialtüren von Effegibi wurden mit Blick auf eine perfekte Dampfabdichtung konzipiert und garantieren die richtige Luftzirkulation. Rostfreier Stahl und gehärtetes 8-mm-Glas machen jedes Modell zu einem sehr langlebigen und dem Einrichtungsstil anpassbaren Produkt. Dank der Türen von Effegibi kann sich selbst die einfache Dusche zuhause in ein perfektes türkisches Dampfbad verwandeln.

**SEATING AND SPRINGS → 291**

**Sitze –Quellen**  
Speziell entwickelte Ausstattungsserien für das Innere des Hamams und der Dusche, mit leicht zu reinigenden und gegenüber der Wirkung des Wassers beständigen Materialien.

**OTHER ACCESSORIES → 296**

**Zubehör**  
Effegibi hat eigens für Saunen und Hamams abgestimmte Einrichtungsgegenstände wie Sessel, Liegen, Tische und Chaiselongue entwickelt, die Ihren Wellnessbereich mit Stil vervollständigen

**AROMATHERAPY → 301**

**Essenzen**  
Die Produkte von Effegibi ermöglichen die Diffusion von Duftessenzen, die die magische Atmosphäre in der Sauna und im Hamam vervollständigen.

**Effegibi diseña y fabrica, desde hace veinticinco años, saunas y baños turcos con tecnologías a la vanguardia**

Effegibi se encuentra en el centro de una historia que nace de la tradición y llega hasta el futuro más innovador. La historia es la del bienestar, la de antiguos rituales como la sauna y el baño turco que actualmente asumen un aspecto contemporáneo gracias a tecnologías avanzadas y un diseño refinado. Detrás de esta evolución se encuentra una empresa que desde el 1987 ha dedicado su actividad sólo a este sector y que está orgullosa de ofrecer una producción de baños turcos y saunas totalmente italiana, desde la planificación del proyecto a la producción. Con esta filosofía Effegibi se ha convertido en el líder por méritos de este sector, conquistando la confianza de clientes de todo el mundo. Uno de los puntos de fuerza es el prestigio de las soluciones tecnológicas, siempre a la vanguardia, que garantizan productos de calidad certificada, de larga duración, con un mantenimiento reducido y ahorro energético. Además de buscar prestaciones y funcionalidades elevadas, Effegibi sabe perfectamente que bienestar significa también belleza y, por lo tanto, presta mucha atención también a la estética. Las saunas y los baños turcos se han diseñado con líneas limpias, trazadas por ilustres diseñadores, a menudo con grandes aperturas de vidrio que los transforman en elegantes objetos de mobiliario. Los materiales son ecocompatibles, no se utiliza plástico, los tipos de madera son de primera calidad y no provienen de deforestación o de árboles en extinción. El extraordinario know-how de Effegibi se traduce en cuidadas soluciones a medida.

<b>BODYLOVE</b>	<b>→ 21</b>
<b>SAUNA</b>	<b>→ 109</b>
<b>SKY</b>	<b>→ 107</b>
<b>SKY CORNER</b>	<b>→ 105</b>
<b>LOGICA H</b>	<b>→ 105</b>
<b>LOGICA S</b>	<b>→ 101</b>
<b>LOGICA SH</b>	<b>→ 54</b>
<b>SKY CORNER</b>	<b>→ 105</b>
<b>SKY</b>	<b>→ 107</b>
<b>SKY CORNER</b>	<b>→ 105</b>
<b>LOGICA H</b>	<b>→ 105</b>
<b>LOGICA S</b>	<b>→ 101</b>
<b>LOGICA SH</b>	<b>→ 54</b>
<b>SAUNA</b>	<b>→ 109</b>
<b>BODYLOVE</b>	<b>→ 21</b>

**SAUNA**

Sauna y baño turco tienen beneficios similares pero orígenes y modos de empleo distintos

**Sauna finlandesa**
Un ritual que se ha extendido desde el norte de Europa a todo el mundo. En la sauna el calor puede alcanzar temperaturas de hasta 100 °C, pero gracias a la baja humedad (20-30%) se transforma en un agradable abrazo que relaja la musculatura y favorece la depuración del organismo. La madera emana el aroma de la naturaleza, una primitiva invitación a encontrar la serenidad de la mente liberando todas las tensiones. Primero construyes tu sauna y luego tu hogar. Este antiguo proverbio finlandés explica cómo un

simple baño de aire caliente y seco se puede convertir en el centro vital del propio bienestar cotidiano.

**Baño turco**
El agua es salud, incluso cuando asume la forma de una nube de vapor que envuelve el cuerpo. Lo descubrieron hace ya mucho tiempo los griegos, los romanos y los pueblos de Oriente Medio que han convertido el baño turco en una filosofía de vida. Al contrario que en la sauna, la humedad alcanza el 100% y las temperaturas no superan los 48 °C. Sentados en el mármol o en la piedra, envueltos por una niebla impalpable, se inhala el cálido vapor que descongestiona la respiración, librándonos a través del sudor de todas las toxinas. Nos alejamos del espacio circundante y advertimos sólo la percepción del propio cuerpo.

<b>BODYLOVE</b>	<b>→ 21</b>
<b>SAUNA</b>	<b>→ 109</b>
<b>SKY</b>	<b>→ 107</b>
<b>SKY CORNER</b>	<b>→ 105</b>
<b>LOGICA H</b>	<b>→ 105</b>
<b>LOGICA S</b>	<b>→ 101</b>
<b>LOGICA SH</b>	<b>→ 54</b>
<b>SKY CORNER</b>	<b>→ 105</b>
<b>SKY</b>	<b>→ 107</b>
<b>SKY CORNER</b>	<b>→ 105</b>
<b>LOGICA H</b>	<b>→ 105</b>
<b>LOGICA S</b>	<b>→ 101</b>
<b>LOGICA SH</b>	<b>→ 54</b>
<b>SAUNA</b>	<b>→ 109</b>
<b>BODYLOVE</b>	<b>→ 21</b>

**SAUNA**

Sauna y baño turco tienen beneficios similares pero orígenes y modos de empleo distintos

**Sauna finlandesa**
Un ritual que se ha extendido desde el norte de Europa a todo el mundo. En la sauna el calor puede alcanzar temperaturas de hasta 100 °C, pero gracias a la baja humedad (20-30%) se transforma en un agradable abrazo que relaja la musculatura y favorece la depuración del organismo. La madera emana el aroma de la naturaleza, una primitiva invitación a encontrar la serenidad de la mente liberando todas las tensiones. Primero construyes tu sauna y luego tu hogar. Este antiguo proverbio finlandés explica cómo un

Una plataforma en mármol Botticino contiene el grupo grifería (dosificador y mandos fuente + ducha) y un cuenco en acero efecto cobre para mojarse con agua fresca durante el baño de vapor.

Las paredes se proponen en dos esencias de madera distintas:

Hemlock natural y Madera maciza tratado térmicamente, con la posibilidad de introducir por encargo superficies en espejo.

Como todos los productos Effegibi, BodyLove ofrece muchas posibilidades de personalización en términos de selección y combinación de los materiales para realizar un espacio bienestar realmente a medida.

<b>LOGICA</b>	<b>→ 37</b>
<b>SAUNA</b>	<b>→ 109</b>
<b>SKY</b>	<b>→ 107</b>
<b>SKY CORNER</b>	<b>→ 105</b>
<b>LOGICA H</b>	<b>→ 105</b>
<b>LOGICA S</b>	<b>→ 101</b>
<b>LOGICA SH</b>	<b>→ 54</b>
<b>SKY CORNER</b>	<b>→ 105</b>
<b>SKY</b>	<b>→ 107</b>
<b>SKY CORNER</b>	<b>→ 105</b>
<b>LOGICA H</b>	<b>→ 105</b>
<b>LOGICA S</b>	<b>→ 101</b>
<b>LOGICA SH</b>	<b>→ 54</b>
<b>SAUNA</b>	<b>→ 109</b>
<b>BODYLOVE</b>	<b>→ 21</b>

**SAUNA**

**SAUNA**

Controles Touch:
una columna central encierra los controles touch retroiluminados de la sauna, el hammam y la cromoterapia.
Logica utiliza una tecnología sumamente avanzada para el control de las funciones, desarrollada por los técnicos Effegibi para que su uso sea sencillo e intuitivo. Nada interrumpirá su momento de relax.

El ritual de la sauna se completa con la zona ducha, proyectada con precisión para respetar plenamente la tradición finlandesa.

**SAUNA**

Toda la elegancia del sistema Logica en un espacio más reducido. La sauna y el baño turco se convierten en un auténtico proyecto de diseño

integrado con tu hogar.

**SAUNA**

**SAUNA**

<b>MID</b>	<b>→ 69</b>
<b>SKY</b>	<b>→ 107</b>
<b>SKY CORNER</b>	<b>→ 105</b>
<b>LOGICA H</b>	<b>→ 105</b>
<b>LOGICA S</b>	<b>→ 101</b>
<b>LOGICA SH</b>	<b>→ 54</b>
<b>SKY CORNER</b>	<b>→ 105</b>
<b>SKY</b>	<b>→ 107</b>
<b>SKY CORNER</b>	<b>→ 105</b>
<b>LOGICA H</b>	<b>→ 105</b>
<b>LOGICA S</b>	<b>→ 101</b>
<b>LOGICA SH</b>	<b>→ 54</b>
<b>SAUNA</b>	<b>→ 109</b>
<b>BODYLOVE</b>	<b>→ 21</b>

**SAUNA**

**SAUNA**

**SAUNA**

**SAUNA**

**SAUNA**

**SAUNA**

<b>LOGICA H</b>	<b>→ 96</b>
<b>SAUNA</b>	<b>→ 109</b>
<b>SKY</b>	<b>→ 107</b>
<b>SKY CORNER</b>	<b>→ 105</b>
<b>LOGICA H</b>	<b>→ 96</b>
<b>LOGICA S</b>	<b>→ 101</b>
<b>LOGICA SH</b>	<b>→ 54</b>
<b>SKY CORNER</b>	<b>→ 105</b>
<b>SKY</b>	<b>→ 107</b>
<b>SKY CORNER</b>	<b>→ 105</b>
<b>LOGICA H</b>	<b>→ 96</b>
<b>LOGICA S</b>	<b>→ 101</b>
<b>LOGICA SH</b>	<b>→ 54</b>
<b>SAUNA</b>	<b>→ 109</b>
<b>BODYLOVE</b>	<b>→ 21</b>

**SAUNA**

**SAUNA**

<b>ONE S</b>	<b>→ 101</b>
<b>ONE H</b>	<b>→ 101</b>
<b>SKY</b>	<b>→ 107</b>
<b>SKY CORNER</b>	<b>→ 105</b>
<b>LOGICA H</b>	<b>→ 96</b>
<b>LOGICA S</b>	<b>→ 101</b>
<b>LOGICA SH</b>	<b>→ 54</b>
<b>SKY CORNER</b>	<b>→ 105</b>
<b>SKY</b>	<b>→ 107</b>
<b>SKY CORNER</b>	<b>→ 105</b>
<b>LOGICA H</b>	<b>→ 96</b>
<b>LOGICA S</b>	<b>→ 101</b>
<b>LOGICA SH</b>	<b>→ 54</b>
<b>SAUNA</b>	<b>→ 109</b>
<b>BODYLOVE</b>	<b>→ 21</b>

**SAUNA**

**SAUNA**

**SAUNA**

**SAUNA**

**SAUNA**

<b>SKY</b>	<b>→ 110</b>
<b>SKY CORNER</b>	<b>→ 105</b>
<b>LOGICA H</b>	<b>→ 96</b>
<b>LOGICA S</b>	<b>→ 101</b>
<b>LOGICA SH</b>	<b>→ 54</b>
<b>SKY CORNER</b>	<b>→ 105</b>
<b>SKY</b>	<b>→ 107</b>
<b>SKY CORNER</b>	<b>→ 105</b>
<b>LOGICA H</b>	<b>→ 96</b>
<b>LOGICA S</b>	<b>→ 101</b>
<b>LOGICA SH</b>	<b>→ 54</b>
<b>SAUNA</b>	<b>→ 109</b>
<b>BODYLOVE</b>	<b>→ 21</b>

**SAUNA**

**SAUNA**

**SAUNA**

**SAUNA**

**SAUNA**

<b>AIR</b>	<b>→ 133</b>
<b>AUKI</b>	<b>→ 155</b>
<b>NATURAL MATERIALS</b>	<b>→ 163</b>
<b>GYM</b>	<b>→ 147</b>
<b>SKY</b>	<b>→ 107</b>
<b>SKY CORNER</b>	<b>→ 105</b>
<b>LOGICA H</b>	<b>→ 96</b>
<b>LOGICA S</b>	<b>→ 101</b>
<b>LOGICA SH</b>	<b>→ 54</b>
<b>SKY CORNER</b>	<b>→ 105</b>
<b>SKY</b>	<b>→ 107</b>
<b>SKY CORNER</b>	<b>→ 105</b>
<b>LOGICA H</b>	<b>→ 96</b>
<b>LOGICA S</b>	<b>→ 101</b>
<b>LOGICA SH</b>	<b>→ 54</b>
<b>SAUNA</b>	<b>→ 109</b>
<b>BODYLOVE</b>	<b>→ 21</b>

**SAUNA**

**SAUNA**

<b>SKY</b>	<b>→ 107</b>
<b>SKY CORNER</b>	<b>→ 105</b>
<b>LOGICA H</b>	<b>→ 96</b>
<b>LOGICA S</b>	<b>→ 101</b>
<b>LOGICA SH</b>	<b>→ 54</b>
<b>SKY CORNER</b>	<b>→ 105</b>
<b>SKY</b>	<b>→ 107</b>
<b>SKY CORNER</b>	<b>→ 105</b>
<b>LOGICA H</b>	<b>→ 96</b>
<b>LOGICA S</b>	<b>→ 101</b>
<b>LOGICA SH</b>	<b>→ 54</b>
<b>SAUNA</b>	<b>→ 109</b>
<b>BODYLOVE</b>	<b>→ 21</b>

**SAUNA**

**SAUNA**

<b>AUKI</b>	<b>→ 155</b>
<b>NATURAL MATERIALS</b>	<b>→ 163</b>
<b>GYM</b>	<b>→ 147</b>
<b>SKY</b>	<b>→ 107</b>
<b>SKY CORNER</b>	<b>→ 105</b>
<b>LOGICA H</b>	<b>→ 96</b>
<b>LOGICA S</b>	<b>→ 101</b>
<b>LOGICA SH</b>	<b>→ 54</b>
<b>SKY CORNER</b>	<b>→ 105</b>
<b>SKY</b>	<b>→ 107</b>
<b>SKY CORNER</b>	<b>→ 105</b>
<b>LOGICA H</b>	<b>→ 96</b>
<b>LOGICA S</b>	<b>→ 101</b>
<b>LOGICA SH</b>	<b>→ 54</b>
<b>SAUNA</b>	<b>→ 109</b>
<b>BODYLOVE</b>	<b>→ 21</b>

**SAUNA**

**SAUNA**

**SAUNA**

**SAUNA**

**SAUNA**

**SAUNA**



## BIOSAUNA

→ **170**

→ **170**

La Biosauna es una sauna con niveles de temperatura entre los 50 y los 60º C y una humedad de aproximadamente 60-70%. Gracias al vaporizador integrado, configurando la temperatura preferida, la estufa Bio creará el equilibrio perfecto entre calor y humedad. El sistema combinado Effegibi permite elegir entre Biosauna, un recorrido a medio camino entre la sauna finlandesa y la naturaleza mediterránea del baño de vapor, o sauna tradicional, caracterizada por temperaturas de hasta 100 ºC con baja humedad. El sistema combinado se puede aplicar a todas las saunas Effegibi.

→ **205**

→ **175**

→ **175**

La auténtica esencia de los antiguos hammam está representada por Topkapi: revestimientos en mármol de Carrara, Marquina o Mármol Botticino y un estándar de calidad sin iguales en la generación del vapor.

Características:
- Baño turco equipado con ducha, fuente, bancos y cromoterapia
- Materiales de nivel muy elevado: mármol en tres variantes, acero, vidrio templado, madera Teca natural de Birmania
- Vidrios internos de fondo disponibles en doble acabado: espejo y blanco
- Vidrios externos disponibles tanto completamente transparentes como en acabado efecto lluvia semimate
- Topkapi dispone de una fuente revestida en mármol de primera calidad, equipado con cuenco en acero con acabado de cobre
- Topkapi incluye ESS - Effegibi Sound System, para el control de la música directamente desde el propio dispositivo
- Panel touch intuitivo y retroiluminado para gestionar vapor, temperaturas, luz y cromoterapia
- Generador de vapor integrado en la columna que responde a un estándar de calidad único

El mármol es el protagonista en Topkapi como lo es en los hammam históricos más ricos de Turquía. Este extraordinario material, sumamente longevo y resistente, tiene un rendimiento táctil especial que amplifica el placer del baño turco.

→ **185**

→ **185**

→ **185**

→ **185**

→ **185**

→ **185**

## Perfect WellneS

## BIOSAUNA

→ **170**

→ **170**

La Biosauna es una sauna con niveles de temperatura entre los 50 y los 60º C y una humedad de aproximadamente 60-70%. Gracias al vaporizador integrado, configurando la temperatura preferida, la estufa Bio creará el equilibrio perfecto entre calor y humedad. El sistema combinado Effegibi permite elegir entre Biosauna, un recorrido a medio camino entre la sauna finlandesa y la naturaleza mediterránea del baño de vapor, o sauna tradicional, caracterizada por temperaturas de hasta 100 ºC con baja humedad. El sistema combinado se puede aplicar a todas las saunas Effegibi.

→ **205**

→ **205**

→ **175**

El Touch&Steam, un generador de vapor profesional de diseño elegante y ligero, se puede acoplar a todas las duchas o ambientes hammam.

→ **205**

Características:
- Generador de vapor equipado con cromoterapia y aromaterapia
- Tecnología Effegibi para la generación del vapor: el máximo control sobre calidad, densidad e higiene
- Sistema de ventilación del aire que reduce al mínimo la estratificación de las temperaturas en el interior de la cabina
- Mantenimiento reducido gracias al sistema automático de lavado de la caldera que reduce al mínimo la acumulación de cal
- Diseño elegante y compacto formado por una placa de vidrio templado serigrafiado, con un grosor visible de 3,7 cm
- Panel de control touch con iconos retroiluminados e indicador del nivel de temperatura
- ESS - Effegibi Sound System, para el control de la música directamente desde el propio dispositivo (opcional)
- Calentamiento ducha: sistema de calentamiento de ventilación forzada con función de precalentamiento del compartimiento
- Se puede combinar con las puertas y paredes de vidrio de la gama Effegibi, diseñadas de forma específica para hammam

Puertas y paredes de vidrio: Touch&Steam se puede aplicar en cualquier ambiente predispueto para albergar un hammam: desde la ducha de casa a espacios más amplios, incluso diseñados a medida.

Es fundamental que a estas áreas se apliquen puertas y paredes de vidrio específicas para hammam, capaces de aislar desde el exterior manteniendo un paso calibrado de aire.

Con Touch&Steam se aprecian los beneficios de la cromoterapia. Se

## BIOSAUNA

→ **170**

→ **170**

→ **170**

La Biosauna es una sauna con niveles de temperatura entre los 50 y los 60º C y una humedad de aproximadamente 60-70%. Gracias al vaporizador integrado, configurando la temperatura preferida, la estufa Bio creará el equilibrio perfecto entre calor y humedad. El sistema combinado Effegibi permite elegir entre Biosauna, un recorrido a medio camino entre la sauna finlandesa y la naturaleza mediterránea del baño de vapor, o sauna tradicional, caracterizada por temperaturas de hasta 100 ºC con baja humedad. El sistema combinado se puede aplicar a todas las saunas Effegibi.

→ **205**

→ **205**

→ **219**

→ **219**

→ **219**

→ **219**

→ **219**

Características:
- Generador de vapor con fuente, cuenco y aromaterapia
- Tecnología Effegibi para la generación del vapor: higiene, control de la cal y máxima calidad del vapor
- Mantenimiento reducido y larga duración gracias al sistema automático de lavado de la caldera
- Diseño muy compacto formado por una placa de vidrio curvado serigrafiado con un grosor visible de 3,7 cm
- Panel de control touch con iconos retroiluminados e indicador del nivel de temperatura
- Predisposición para conexión a lámpara para cromoterapia
- Se puede combinar con las puertas y paredes de vidrio de la gama Effegibi, diseñadas de forma específica para hammam

→ **227**

→ **227**

→ **227**

El Touch&Steam, un generador de vapor elegante y compacto, Easystem combina sencillez de instalación, elevada tecnología y sencillez de uso.

Características:
- Generador de vapor con aromaterapia
- Tecnología Effegibi para la generación del vapor: higiene, control

## BIOSAUNA

→ **170**

La Biosauna es una sauna con niveles de temperatura entre los 50 y los 60º C y una humedad de aproximadamente 60-70%. Gracias al vaporizador integrado, configurando la temperatura preferida, la estufa Bio creará el equilibrio perfecto entre calor y humedad. El sistema combinado Effegibi permite elegir entre Biosauna, un recorrido a medio camino entre la sauna finlandesa y la naturaleza mediterránea del baño de vapor, o sauna tradicional, caracterizada por temperaturas de hasta 100 ºC con baja humedad. El sistema combinado se puede aplicar a todas las saunas Effegibi.

→ **205**

→ **205**

→ **175**

→ **175**

→ **175**

→ **175**

→ **175**

→ **175**

→ **175**

→ **175**

→ **175**

→ **175**

→ **175**

→ **175**

→ **175**

→ **175**

→ **175**

→ **175**

→ **175**

→ **175**

→ **175**

→ **175**

→ **175**

→ **175**

### 336

## ESPAÑOL

## BIOSAUNA

→ **170**

→ **170**

→ **170**

La Biosauna es una sauna con niveles de temperatura entre los 50 y los 60º C y una humedad de aproximadamente 60-70%. Gracias al vaporizador integrado, configurando la temperatura preferida, la estufa Bio creará el equilibrio perfecto entre calor y humedad. El sistema combinado Effegibi permite elegir entre Biosauna, un recorrido a medio camino entre la sauna finlandesa y la naturaleza mediterránea del baño de vapor, o sauna tradicional, caracterizada por temperaturas de hasta 100 ºC con baja humedad. El sistema combinado se puede aplicar a todas las saunas Effegibi.

→ **205**

El Touch&Steam, un generador de vapor profesional de diseño elegante y ligero, se puede acoplar a todas las duchas o ambientes hammam.

→ **205**

→ **175**

→ **175**

→ **175**

→ **175**

→ **175**

→ **175**

→ **175**

→ **175**

→ **175**

→ **175**

→ **175**

→ **175**

→ **175**

→ **175**

→ **175**

→ **175**

→ **175**

→ **175**

→ **175**

## Perfect WellneS

## BIOSAUNA

→ **170**

→ **170**

La Biosauna es una sauna con niveles de temperatura entre los 50 y los 60º C y una humedad de aproximadamente 60-70%. Gracias al vaporizador integrado, configurando la temperatura preferida, la estufa Bio creará el equilibrio perfecto entre calor y humedad. El sistema combinado Effegibi permite elegir entre Biosauna, un recorrido a medio camino entre la sauna finlandesa y la naturaleza mediterránea del baño de vapor, o sauna tradicional, caracterizada por temperaturas de hasta 100 ºC con baja humedad. El sistema combinado se puede aplicar a todas las saunas Effegibi.

→ **205**

→ **205**

→ **175**

→ **175**

→ **175**

→ **175**

→ **175**

→ **175**

→ **175**

→ **175**

→ **175**

→ **175**

→ **175**

→ **175**

→ **175**

→ **175**

→ **175**

→ **175**

→ **175**

→ **175**

## BIOSAUNA

→ **170**

→ **170**

→ **170**

La Biosauna es una sauna con niveles de temperatura entre los 50 y los 60º C y una humedad de aproximadamente 60-70%. Gracias al vaporizador integrado, configurando la temperatura preferida, la estufa Bio creará el equilibrio perfecto entre calor y humedad. El sistema combinado Effegibi permite elegir entre Biosauna, un recorrido a medio camino entre la sauna finlandesa y la naturaleza mediterránea del baño de vapor, o sauna tradicional, caracterizada por temperaturas de hasta 100 ºC con baja humedad. El sistema combinado se puede aplicar a todas las saunas Effegibi.

→ **205**

→ **205**

→ **175**

→ **175**

→ **175**

→ **175**

→ **175**

→ **175**

→ **175**

→ **175**

→ **175**

→ **175**

→ **175**

→ **175**

→ **175**

→ **175**

→ **175**

→ **175**

→ **175**

→ **175**

→ **175**

→ **175**

→ **175**

<sup>[1]</sup> El sistema combinado se puede aplicar a todas las saunas Effegibi

<sup>[2]</sup> El sistema combinado se puede aplicar a todas las saunas Effegibi

Статуэтка, посвященная сауне

Сауна вшале, Финляндия

Сауна в Финляндии

Сауна в Финляндии

Сауна в Финляндии

Сауна в Финляндии

Сауна в Финляндии

**Более 25 лет Effegibi проектирует и изготавливает сауны и турецкие бани, применяя самые передовые технологии**

Effegibi находится в центре истории, которая берет свои истоки в традициях и заканчивается самыми смелыми инновациями. Эта история про внутреннюю гармонию, про древние ритуалы очищения – сауну и турецкую баню, – которые сегодня обретают современный облик благодаря инновационным технологиям и изысканному дизайну. За всей этой историей стоит компания, которая с 1987 года производит исключительно сауны и хаммамы, с гордостью предлагая свою продукцию, полностью изготовленную в Италии – начиная с проектирования и заканчивая производством. Благодаря такому подходу Effegibi завоевала статус лидера в этой отрасли, завоевав доверие клиентов во всем мире. Сильная сторона Effegibi в том, что компания разрабатывает превосходные инновационные технологические решения, которые всегда гарантируют сертифицированное качество, долговечность, минимальное обслуживание и экономию энергозатрат. Помимо разработки высокотехнологичных решений Effegibi заботится и об эстетических аспектах своей продукции. Сауны и турецкие бани выполнены в чистом, лаконичном стиле, в разработке которого принимали участие именитые дизайнеры. Изделия часто имеют большие остекленные поверхности, что делает их стильными предметами интерьера. В изготовлении изделий используются экологически чистые материалы, никакого пластика, древесина только высшего сорта и контролируемого происхождения (не используется древесина из зон обезлесения или виды на грани исчезновения). Свои уникальные знания и мастерство Effegibi применяет и в разработке индивидуальных проектов.

	<b>→ 4</b>	
<b>Более 25 лет Effegibi проектирует и изготавливает сауны и турецкие бани, применяя самые передовые технологии</b>		
<b>EFFEgIBI</b>	<b>→ 10</b>	
<b>SAUNA</b>	<b>→ 10</b>	
<b>БАНЯ</b>	<b>→ 10</b>	
<b>SAUNA</b>	<b>→ 10</b>	
<b>БАНЯ</b>	<b>→ 10</b>	
<b>SAUNA</b>	<b>→ 10</b>	
<b>БАНЯ</b>	<b>→ 10</b>	
<b>SAUNA</b>	<b>→ 10</b>	
<b>БАНЯ</b>	<b>→ 10</b>	
<b>SAUNA</b>	<b>→ 10</b>	
<b>БАНЯ</b>	<b>→ 10</b>	

жар приятно обволакивает тело, расслабляя мышцы и способствуя очищению организма. Дерево источает аромат природы, снимая напряжение и умиротворяя наше тело и душу. Сначала построй сауну, а потом и весь дом. Эта древняя финская поговорца свидетельствует о важной роли сауны в жизни любого человека и ее пользе для здоровья и хорошего самочувствия.

Сауна и турецкая баня в равной степени благотворно влияют на организм, но значительно отличаются своим происхождением и методом парения

**Финская сауна**
Ритуал очищения, который из Северной Европы распространился по всему миру. В сауне температура воздуха может достигать 100°С, но за счет низкой влажности (20-30%) такой сухой

## Perfect WellneS

Статуэтка, посвященная сауне

Сауна вшале, Финляндия

Сауна в Финляндии

Сауна в Финляндии

Сауна в Финляндии

Сауна в Финляндии

Сауна в Финляндии

жар приятно обволакивает тело, расслабляя мышцы и способствуя очищению организма. Дерево источает аромат природы, снимая напряжение и умиротворяя наше тело и душу. Сначала построй сауну, а потом и весь дом. Эта древняя финская поговорца свидетельствует о важной роли сауны в жизни любого человека и ее пользе для здоровья и хорошего самочувствия.

**Турецкая баня**
Вода означает здоровье, даже если она принимает форму облака из пара, обволакивающего наше тело. К такому выводу еще в древности пришли греки, римляне и ближневосточные народы, для которых ритуал парения был полон философского смысла. В отличие от сауны влажность здесь достигает 100%, а температура не переходит отметку в 48 °С. Удобно расположившись на мраморе или камне, окутанные неосязаемым туманом, вы вдыхаете теплый пар, который освобождает дыхание, через пот очищает организм от токсинов, изолирует вас от окружающего мира и заставляет прислушаться лишь к собственному телу.

	<b>→ 21</b>	
<b>BODYLOVE</b>	<b>→ 21</b>	
<b>SAUNA</b>	<b>→ 21</b>	
<b>БАНЯ</b>	<b>→ 21</b>	
<b>SAUNA</b>	<b>→ 21</b>	
<b>БАНЯ</b>	<b>→ 21</b>	
<b>SAUNA</b>	<b>→ 21</b>	
<b>БАНЯ</b>	<b>→ 21</b>	
<b>SAUNA</b>	<b>→ 21</b>	
<b>БАНЯ</b>	<b>→ 21</b>	
<b>SAUNA</b>	<b>→ 21</b>	
<b>БАНЯ</b>	<b>→ 21</b>	

Каменка сауны BodyLove отделана эмалированной керамикой уникальных оттенков: этот благородный материал подчеркнет природную красоту дерева. Каменка, центральный элемент традиционной финской сауны, выходит на авансцену и в эстетическом плане.

Элитные отделочные материалы, такие как керамика и керамогранит, создают иллюзию слияния спа-зоны с окружающим пространством, без резких переходов или ощущения присутствия посторонней для интерьера технической детали. Систему BodyLove можно максимально персонализировать, в том числе благодаря выбору отделочных материалов.

Функциональный, элегантный, элитный: «роскошный минимализм» от Родольфо Дордони. Создайте свою территорию отдыха, лично для себя или для посетителей, благодаря сборной модульной системе BodyLove, позволяющей объединить сауну, турецкую

## LOGICA

баню, душ и зону отдыха в единое спа-пространство с уникальной планировкой и отделкой.

Столешница из мрамора Боттичино оборудована сантехническими приборами (кран и регуляторы для умывальника + душа) и стальной чашей с имитацией меди для обливания прохладной водой во время парения.

Деревянные стены предлагаются в двух вариантах: натурального хемлока и термообработанного ясеня. Также по запросу можно вставить зеркальные элементы.

Система BodyLove, как и вся остальная продукция Effegibi, может быть максимально персонализирована благодаря широкому выбору и комбинации материалов.

Сауна вшале, Финляндия

Сауна в Финляндии

Сауна в Финляндии

Сауна в Финляндии

Сауна в Финляндии

Сауна в Финляндии

Сауна в Финляндии

Сауна в Финляндии

Сауна в Финляндии

Сауна в Финляндии

Сауна в Финляндии

Сауна в Финляндии

Сауна в Финляндии

Сауна в Финляндии

Сауна в Финляндии

Сауна в Финляндии

Сауна в Финляндии

Сауна в Финляндии

Сауна в Финляндии

Сауна в Финляндии

Сауна в Финляндии

Сауна в Финляндии

Сауна в Финляндии

Сауна в Финляндии

Сауна в Финляндии

Сауна в Финляндии

Сауна в Финляндии

Сауна в Финляндии

Сауна в Финляндии

Сауна в Финляндии

Сауна в Финляндии

Сауна в Финляндии

Сауна в Финляндии

Сауна в Финляндии

Сауна в Финляндии

Сауна в Финляндии

Сауна в Финляндии

Сауна в Финляндии

Сауна в Финляндии

Сауна в Финляндии

Сауна в Финляндии

Сауна в Финляндии

Сауна в Финляндии

Сауна в Финляндии

Сауна в Финляндии

Сауна в Финляндии

Сауна в Финляндии

Сауна в Финляндии

Сауна в Финляндии

Сауна в Финляндии

Сауна в Финляндии

Сауна в Финляндии

Сауна в Финляндии

Сауна в Финляндии

Сауна в Финляндии

Сауна в Финляндии

Сауна в Финляндии

Сауна в Финляндии

Сауна в Финляндии

Сауна в Финляндии

Сауна в Финляндии

Сауна в Финляндии

Сауна в Финляндии

Сауна в Финляндии

## EFFEgIBI

Effegibi для легкого и интуитивного пользования. Ничто не помешает Вам расслабиться.

Сауна вшале, Финляндия

Сауна в Финляндии

Сауна в Финляндии

Сауна в Финляндии

Сауна в Финляндии

Сауна в Финляндии

Сауна в Финляндии

Сауна в Финляндии

Сауна в Финляндии

Сауна в Финляндии

Сауна в Финляндии

Сауна в Финляндии

Сауна в Финляндии

Сауна в Финляндии

Сауна в Финляндии

Сауна в Финляндии

Сауна в Финляндии

Сауна в Финляндии

Сауна в Финляндии

Сауна в Финляндии

Сауна в Финляндии

Сауна в Финляндии

Сауна в Финляндии

Сауна в Финляндии

Сауна в Финляндии

Сауна в Финляндии

Сауна в Финляндии

Сауна в Финляндии

Сауна в Финляндии

Сауна в Финляндии

Сауна в Финляндии

Сауна в Финляндии

Сауна в Финляндии

Сауна в Финляндии

Сауна в Финляндии

Сауна в Финляндии

Сауна в Финляндии

Сауна в Финляндии

Сауна в Финляндии

Сауна в Финляндии

Сауна в Финляндии

Сауна в Финляндии

Сауна в Финляндии

Сауна в Финляндии

Сауна в Финляндии

Сауна в Финляндии

Сауна в Финляндии

Сауна в Финляндии

Сауна в Финляндии

Сауна в Финляндии

Сауна в Финляндии

Сауна в Финляндии

Сауна в Финляндии

Сауна в Финляндии

Сауна в Финляндии

Сауна в Финляндии

Сауна в Финляндии

Сауна в Финляндии

Сауна в Финляндии

Сауна в Финляндии

Сауна в Финляндии

Сауна в Финляндии

Сауна в Финляндии

Сауна в Финляндии

Сауна в Финляндии

Сауна в Финляндии

Сауна в Финляндии

Сауна в Финляндии

Сауна в Финляндии

Сауна в Финляндии

Сауна в Финляндии

Сауна в Финляндии

Сауна в Финляндии

Сауна в Финляндии

Сауна в Финляндии

Сауна в Финляндии

Сауна в Финляндии

Сауна в Финляндии

Сауна в Финляндии

Сауна в Финляндии

Сауна в Финляндии

Сауна в Финляндии

Сауна в Финляндии

Сауна в Финляндии

Сауна в Финляндии

Сауна в Финляндии

Сауна в Финляндии

## LOGICA

## LOGICA

баню, душ и зону отдыха в единое спа-пространство с уникальной планировкой и отделкой.

Сауна вшале, Финляндия

Сауна в Финляндии

Сауна в Финляндии

Сауна в Финляндии

Сауна в Финляндии

Сауна в Финляндии

Сауна в Финляндии

Сауна в Финляндии

Сауна в Финляндии

Сауна в Финляндии

Сауна в Финляндии

Сауна в Финляндии

Сауна в Финляндии

Сауна в Финляндии

Сауна в Финляндии

Сауна в Финляндии

Сауна в Финляндии

Сауна в Финляндии

Сауна в Финляндии

Сауна в Финляндии

Сауна в Финляндии

Сауна в Финляндии

Сауна в Финляндии

Сауна в Финляндии

Сауна в Финляндии

Сауна в Финляндии

Сауна в Финляндии

Сауна в Финляндии

Сауна в Финляндии

Сауна в Финляндии

Сауна в Финляндии

Сауна в Финляндии

Сауна в Финляндии

Сауна в Финляндии

Сауна в Финляндии

Сауна в Финляндии

Сауна в Финляндии

Сауна в Финляндии

Сауна в Финляндии

Сауна в Финляндии

Сауна в Финляндии

Сауна в Финляндии

Сауна в Финляндии

Сауна в Финляндии

Сауна в Финляндии

Сауна в Финляндии

Сауна в Финляндии

Сауна в Финляндии

Сауна в Финляндии

Сауна в Финляндии

Сауна в Финляндии

Сауна в Финляндии

Сауна в Финляндии

Сауна в Финляндии

Сауна в Финляндии

Сауна в Финляндии

Сауна в Финляндии

Сауна в Финляндии

Сауна в Финляндии

Сауна в Финляндии

Сауна в Финляндии

Сауна в Финляндии

Сауна в Финляндии

Сауна в Финляндии

Сауна в Финляндии

Сауна в Финляндии

Сауна в Финляндии

Сауна в Финляндии

Сауна в Финляндии



<b>РУССКИЙ</b>	
<span></span>	
<b>NATURAL MATERIALS</b>	<b>→ 163</b>
<span></span>	
<b>Натуральные материалы</b> Кабина сауны подвергается очень высокой термической нагрузке: температура внутри сауны может достигать 100 °С. Поэтому составляющие ее материалы являются решающим фактором качества. В саунах Effegibi никогда не используются пластиковые комплектующие, поскольку под действием высоких температур они могут выделять вредные вещества. Натуральное дерево, напротив, является гарантией здоровья, приятных ощущений и долговечности.	
<b>Выбор древесины</b> В сауне используются особые сорта древесины, обладающие определенными теплопоглощающими свойствами и высокой устойчивостью к перепадам температур. Effegibi проводит все необходимые заводские испытания, чтобы гарантировать долговечность используемых материалов и их соответствие эстетическим характеристикам безупречной сауны. Effegibi отбирает более десяти видов древесины, исключительно высшего сорта, от канадского хемлока до традиционной шведской ели, и подвергает их строгому контролю качества, чтобы гарантировать высочайший стандарт качества.	
<b>БИОСАУНА</b>	<b>→ 170</b>
<span></span>	
<b>Биосауна</b> – это сауна с температурой 50-60 °С и влажностью около 60-70%. Встроенный распылитель пара и биокаменка с регулируемой температурой создают идеальный баланс между температурой и влажностью. Комбинированная система Effegibi позволяет выбрать между Биосауной, представляющей собой золотую середину между финской сауной и турецкой баней, и традиционной сухой сауной (температура до 100 °С и низкая влажность). Комбинированная система может быть установлена во всех саунах Effegibi.	
<b>ТОРКАРИ</b>	<b>→ 175</b>
<span></span>	
<b>Хаммам Торкари</b> объединяет в себе основные элементы древних турецких хаммамов: каменный интерьер из мрамора Каррара, Марквина или Боттичино и беспрецедентную технологию	

<i>Perfect Wellness</i>	
<span></span>	
<b>ПАРОГЕНЕРАЦИИ.</b>	
<span></span>	
<b>Характеристики:</b> - Турецкая баня с душем, умывальником, сиденьями и цветным освещением (хромотерапия) - Материалы высочайшего качества: три вида мрамора, сталь, закаленное стекло, натуральный бирманский тик - Задние стеклянные стены в двух вариантах исполнения: зеркальные и белые - Внешние стены из прозрачного стекла или полуматового стекла «дождь» - Умывальник из отборного мрамора со стальной чашей медного цвета - ESS – Effegibi Sound System для дистанционного управления музыкой - Сенсорная интуитивная панель с задней подсветкой позволяет управлять паром, температурой, освещением и хромотерапией - Парогенератор, встроенный в колонну, соответствует международному стандарту качества	
<b>Мрамор</b> является основным элементом Торкари, как это полагалось в самых роскошных древних хаммамах Турции. Этот уникальный материал, невероятно прочный и долговечный, дарит удивительно приятные ощущения во время парения.	
<b>Н</b>	<b>→ 185</b>
<span></span>	
<b>Профессиональный хаммам с душем и цветным освещением</b> великолепно украсит обстановку в любой душевой и бане.	
<b>Характеристики:</b> - Хаммам с душем и цветным освещением - Парогенератор Aquasteam: позволяет максимально контролировать качество пара - Внутренняя отделка и предметы интерьера из ламинированного керамогранита 3,5 мм. Дверь их закаленного стекла 8 мм - Три варианта исполнения - Удобное и функциональное душевое пространство, смеситель с термостатом, ручной душ и потолочный верхний душ 42x42 см с имитацией дождя и тумана	
<b>TOUCH&amp;STEAM</b>	<b>→ 205</b>
<span></span>	
<b>Профессиональный парогенератор Touch&amp;steam</b> отличается легким и элегантным дизайном, который будет уместен и в душевой кабине, и в более просторной парной. Самая лучшая технология производства пара.	

<b>АQUASTEAM</b>	<b>→ 219</b>
<span></span>	
<b>Характеристики:</b> - Парогенератор с функциями хромотерапии и ароматерапии - Технология парогенерации от Effegibi: максимальный контроль качества, насыщенности и гигиеничности пара - Система вентиляции оптимизирует равномерное распределение температуры внутри кабины. - Система автоматической очистки нагревателя позволяет избежать образования накипи и частого обслуживания устройства - Современный минималистичный дизайн из закаленного стекла с шелкографией толщиной 3,7 см - Сенсорная панель управления с символами с задней подсветкой и индикатором температуры - ESS – Effegibi Sound System для дистанционного управления музыкой (опция) - Функция Caldo doccia: система обогрева с усиленной вентиляцией с функцией предварительного обогрева помещения - Сочетается с дверьми и секциями Effegibi, разработанными специально для хаммама	
<b>Двери и секции:</b> Touch&Steam может быть установлен в любом помещении, пригодном для хаммама: в душевой кабине или в более просторном помещении, в том числе созданном по индивидуальному проекту. Важно, чтобы кабина хаммама была оснащена специальными дверьми и секциями, обладающими необходимыми изолирующими свойствами и при этом обеспечивающими определенный приток воздуха.	
<b>Touch&amp;Steam</b> оснащен освещением с хромотерапией. Выберите один из 5 цветов (красный, желтый, зеленый, синий, аквамарин) или одну из 4-х программ хромотерапии (рассвет, закат, море, лес).	
<b>TRANSFORM YOUR SHOWER INTO A HAMMAM</b>	<b>→ 216</b>
<span></span>	
<b>Превратите Вашу душевую кабину в хаммам</b> Секрет создания идеальной турецкой бани у себя дома состоит в тщательной изоляции двери, удерживающей пар внутри кабины, и создании зазора для обеспечения притока необходимого количества свежего воздуха. Effegibi разработала серию профессиональных дверей для установки в душевые кабины, позволяющих поддерживать постоянное количество пара и снизить потребление электроэнергии.	

<b>NUVOLA SMART POWER</b>	<b>→ 235</b>
<span></span>	
<b>Парогенератор Aquasteam</b> представляет собой изогнутую стеклянную панель с интуитивным управлением, умывальником и чашей. Aquasteam отлично гармонирует с любым стилем душевой кабины.	
<b>Характеристики:</b> - Парогенератор с умывальником, чашей и функцией ароматерапии - Технология парогенерации от Effegibi: защита от накипи и максимально качественный пар - Благодаря функции автоматической очистки нагревателя парогенератор работает дольше и не требует частого обслуживания - Современный минималистичный дизайн из изогнутого стекла с шелкографией толщиной 3,7 см - Сенсорная панель управления с символами с задней подсветкой и индикатором температуры - Возможность подключения светильника с функцией хромотерапии - Сочетается с дверьми и секциями Effegibi, разработанными специально для хаммама	
<b>EASYSTEAM</b>	<b>→ 227</b>
<span></span>	
<b>Компактный и элегантный парогенератор Easystem</b> сочетает простоту установки, высокотехнологичность и легкость эксплуатации.	
<b>Характеристики:</b> - Парогенератор с функцией ароматерапии - Технология парогенерации от Effegibi: защита от накипи и максимальное качество пара - Благодаря функции автоматической очистки нагревателя парогенератор работает дольше и не требует частого обслуживания - Современный минималистичный дизайн из изогнутого стекла с шелкографией толщиной 3,7 см - Сенсорная панель управления с символами с задней подсветкой и индикатором температуры - Возможность подключения светильника с функцией хромотерапии - Сочетается с дверьми и секциями Effegibi, разработанными специально для хаммама	
<b>Как и все изделия серии Easystem</b> , парогенератор оборудован контейнером для ароматных эссенций, позволяющих совместить парение с ароматерапией. С давних времен эфирные масла славятся своими целебными свойствами. Перемешанные с паром в хаммаме, они способны пробудить, освежить, взбодрить или расслабить тело и разум.	

<b>OMNIASTEAM TOUCH</b>	<b>→ 270</b>
<span></span>	
<b>Преобразовать душевую в хаммам</b> можно с помощью двери Omniasteam Touch: колонна, встроенная в дверную коробку, содержит в себе современный парогенератор и все функции, которые позволят Вам реализовать свою мечту о хаммаме.	
<b>Характеристики:</b> - Omniasteam Touch совмещает дизайн, технологию, а также легкость и универсальность установки. - Доступен в двух версиях: «дверь и колонна» (88x198 см) или «дверь, колонна и фиксированная секция» (145x198 см). - Сенсорная панель управления с символами с задней подсветкой для управления всеми функциями - Функция Caldo doccia: система обогрева с усиленной вентиляцией с функцией предварительного обогрева помещения - Функция Power steam: система усиленной вентиляции для равномерного обогрева кабины	
<b>STEAMBOX</b>	<b>→ 274</b>
<span></span>	
<b>Распылитель пара:</b> Nuvola Smart Power оборудован новым высокотехнологичным распылителем с вентиляцией для постоянного поддержания равномерной насыщенности и температуры пара.	
<b>Nuvola Smart Power</b> доступен в версиях мощностью от 2,5 до 36 кВт для помещений до 50 м3. Для более просторных помещений свяжитесь с Effegibi для разработки индивидуального проекта.	
<b>FEELGOOD</b>	<b>→ 249</b>
<span></span>	
<b>Элегантная координированная коллекция</b> для вашего персонального спа: турецкая баня, многофункциональный душ и хромотерапия. Все управление выведено на высокотехнологичную сенсорную панель Effegibi.	
<b>Характеристики:</b> - Координированная система для душевого пространства с парогенератором и многофункциональным душем - FeelGood можно сочетать с любым парогенератором Effegibi - Сенсорная панель управления с символами с задней подсветкой для управления всеми функциями	

<b>РУССКИЙ</b>	
<span></span>	
<b>NUVOLA SMART POWER</b>	<b>→ 235</b>
<span></span>	
<b>Парогенератор, которому нет равных.</b> Предназначенный для размещения вне кабины хаммама, парогенератор Nuvola Smart Power – это самая мощная и изощренная на сегодняшний день технология парогенерации в элегантном и лаконичном облачении.	
<b>Характеристики:</b> - Профессиональный парогенератор для установки за пределами хаммама, пригодный для просторных помещений - Гарантия 3000 часов работы без техобслуживания - Идеальные параметры пара и температуры благодаря новой вентиляционной системе - Функция ODS (Open Door Sensor): парогенератор останавливает выработку пара при открытой двери - Функция SWF (Smart Water Filling): оптимизация работы нагревателя для максимальной экономии энергии и увеличения срока службы - Автоматический контроль ТЭНов для равномерного распределения пара во времени - Сенсорная панель управления с символами с задней подсветкой и индикатором температуры - Nuvola Smart Power идеально подходит для встроенных решений и для разработки индивидуальных проектов.	
<b>Распылитель пара:</b> Nuvola Smart Power оборудован новым высокотехнологичным распылителем с вентиляцией для постоянного поддержания равномерной насыщенности и температуры пара.	
<b>Nuvola Smart Power</b> доступен в версиях мощностью от 2,5 до 36 кВт для помещений до 50 м3. Для более просторных помещений свяжитесь с Effegibi для разработки индивидуального проекта.	
<b>FEELGOOD</b>	<b>→ 249</b>
<span></span>	
<b>Элегантная координированная коллекция</b> для вашего персонального спа: турецкая баня, многофункциональный душ и хромотерапия. Все управление выведено на высокотехнологичную сенсорную панель Effegibi.	
<b>Характеристики:</b> - Координированная система для душевого пространства с парогенератором и многофункциональным душем - FeelGood можно сочетать с любым парогенератором Effegibi - Сенсорная панель управления с символами с задней подсветкой для управления всеми функциями	

<i>Perfect Wellness</i>	
<span></span>	
<b>ДУШ, ПАР, ОСВЕЩЕНИЕ)</b> - Душ с тремя различными режимами: дождь, водопад и туман - FeelGood прекрасно подходит для помещений, разработанных по индивидуальному проекту	
<b>OMNIASTEAM TOUCH</b>	<b>→ 270</b>
<span></span>	
<b>Преобразовать душевую в хаммам</b> можно с помощью двери Omniasteam Touch: колонна, встроенная в дверную коробку, содержит в себе современный парогенератор и все функции, которые позволят Вам реализовать свою мечту о хаммаме.	
<b>Характеристики:</b> - Omniasteam Touch совмещает дизайн, технологию, а также легкость и универсальность установки. - Доступен в двух версиях: «дверь и колонна» (88x198 см) или «дверь, колонна и фиксированная секция» (145x198 см). - Сенсорная панель управления с символами с задней подсветкой для управления всеми функциями - Функция Caldo doccia: система обогрева с усиленной вентиляцией с функцией предварительного обогрева помещения - Функция Power steam: система усиленной вентиляции для равномерного обогрева кабины	
<b>STEAMBOX</b>	<b>→ 274</b>
<span></span>	
<b>Распылитель пара:</b> Nuvola Smart Power оборудован новым высокотехнологичным распылителем с вентиляцией для постоянного поддержания равномерной насыщенности и температуры пара.	
<b>Nuvola Smart Power</b> доступен в версиях мощностью от 2,5 до 36 кВт для помещений до 50 м3. Для более просторных помещений свяжитесь с Effegibi для разработки индивидуального проекта.	
<b>FEELGOOD</b>	<b>→ 249</b>
<span></span>	
<b>Элегантная координированная коллекция</b> для вашего персонального спа: турецкая баня, многофункциональный душ и хромотерапия. Все управление выведено на высокотехнологичную сенсорную панель Effegibi.	
<b>Характеристики:</b> - Координированная система для душевого пространства с парогенератором и многофункциональным душем - FeelGood можно сочетать с любым парогенератором Effegibi - Сенсорная панель управления с символами с задней подсветкой для управления всеми функциями	

<b>ESS</b>	<b>→ 278</b>
<span></span>	
<b>Effegibi Sound System</b> Подключив планшет или смартфон к док-станции Effegibi, Вы сможете слушать любимую музыку как внутри сауны или хаммама, так и во внешнем помещении, в котором установлена кабина. Воспроизведение музыки внутри хаммама осуществляется посредством динамика, установленного внутри кабины. Док-станция, оснащенная двумя стерео-колонками, автоматически соединяется с динамикам в кабине и не требует установки специального программного обеспечения или создания особых соединений.	
<b>ECC</b>	<b>→ 279</b>
<span></span>	
<b>Effegibi Comfort Control</b> Система установлена на каждом парогенераторе Effegibi и позволяет дистанционно управлять турецкой баней при помощи специального приложения Effegibi Experience для планшетов и смартфонов. Вы можете управлять различными функциями изделия из любого помещения в доме: приложение позволяет запрограммировать время включения, температуру нагрева и цвет освещения. Более того, наличие Wi-Fi в помещении, где установлена сауна, позволяет дистанционно управлять ее функциями из любой точки вне дома (офис, автомобиль и т.д.). Кроме того, приложение Effegibi Experience содержит познавательную информацию об изделии: начиная с того, как лучше пользоваться хаммамом, и заканчивая его полезными свойствами и историей этого древнего ритуала.	
<b>DOORS AND GLASS PANELS</b>	<b>→ 282</b>
<span></span>	
<b>Двери и стеклянные панели</b> Двери для хаммамов Effegibi специально разработаны для удержания пара внутри кабины и обеспечения необходимой рециркуляции воздуха. Нержавеющая сталь и закаленное стекло толщиной 8 мм обеспечивают долговечность изделия и его сочетаемость с любым стилем интерьера. Благодаря дверям Effegibi даже обычная душевая кабина может быть преобразована в идеальную турецкую баню.	

<b>SEATING AND SPRINGS</b>	<b>→ 291</b>
<span></span>	
<b>Сиденья - Умывальники</b> Серия предметов мебели изготовлены специально для кабины хаммама и душевой из легко чистящихся и влагостойких материалов.	
<b>OTHER ACCESSORIES</b>	<b>→ 296</b>
<span></span>	
<b>Аксессуары</b> Специалисты Effegibi разработали предметы интерьера, такие как кресла, лежаки, столы и шезлонги, которые станут стильным дополнением к Вашей сауне или Вашему хаммаму.	
<b>AROMATHERAPY</b>	<b>→ 301</b>
<span></span>	
<b>Эссенции</b> Изделия Effegibi оборудованы системой ароматизации воздуха, дополняющей волшебную атмосферу сауны и хаммама.	

<b>РУССКИЙ</b>	
<span></span>	
<b>ПАР, ПАР, ПАР)</b> - Парогенератор с функциями хромотерапии и ароматерапии - Технология парогенерации от Effegibi: максимальный контроль качества, насыщенности и гигиеничности пара - Система вентиляции оптимизирует равномерное распределение температуры внутри кабины. - Система автоматической очистки нагревателя позволяет избежать образования накипи и частого обслуживания устройства - Современный минималистичный дизайн из закаленного стекла с шелкографией толщиной 3,7 см - Сенсорная панель управления с символами с задней подсветкой и индикатором температуры - ESS – Effegibi Sound System для дистанционного управления музыкой (опция) - Функция Caldo doccia: система обогрева с усиленной вентиляцией с функцией предварительного обогрева помещения - Сочетается с дверьми и секциями Effegibi, разработанными специально для хаммама	
<b>Двери и секции:</b> Touch&Steam может быть установлен в любом помещении, пригодном для хаммама: в душевой кабине или в более просторном помещении, в том числе созданном по индивидуальному проекту. Важно, чтобы кабина хаммама была оснащена специальными дверьми и секциями, обладающими необходимыми изолирующими свойствами и при этом обеспечивающими определенный приток воздуха.	
<b>Touch&amp;Steam</b> оснащен освещением с хромотерапией. Выберите один из 5 цветов (красный, желтый, зеленый, синий, аквамарин) или одну из 4-х программ хромотерапии (рассвет, закат, море, лес).	
<b>TRANSFORM YOUR SHOWER INTO A HAMMAM</b>	<b>→ 216</b>
<span></span>	
<b>Превратите Вашу душевую кабину в хаммам</b> Секрет создания идеальной турецкой бани у себя дома состоит в тщательной изоляции двери, удерживающей пар внутри кабины, и создании зазора для обеспечения притока необходимого количества свежего воздуха. Effegibi разработала серию профессиональных дверей для установки в душевые кабины, позволяющих поддерживать постоянное количество пара и снизить потребление электроэнергии.	
<b>Как и все изделия серии Easystem</b> , парогенератор оборудован контейнером для ароматных эссенций, позволяющих совместить парение с ароматерапией. С давних времен эфирные масла славятся своими целебными свойствами. Перемешанные с паром в хаммаме, они способны пробудить, освежить, взбодрить или расслабить тело и разум.	
<b>OMNIASTEAM TOUCH</b>	<b>→ 270</b>
<span></span>	
<b>Преобразовать душевую в хаммам</b> можно с помощью двери Omniasteam Touch: колонна, встроенная в дверную коробку, содержит в себе современный парогенератор и все функции, которые позволят Вам реализовать свою мечту о хаммаме.	
<b>Характеристики:</b> - Omniasteam Touch совмещает дизайн, технологию, а также легкость и универсальность установки. - Доступен в двух версиях: «дверь и колонна» (88x198 см) или «дверь, колонна и фиксированная секция» (145x198 см). - Сенсорная панель управления с символами с задней подсветкой для управления всеми функциями - Функция Caldo doccia: система обогрева с усиленной вентиляцией с функцией предварительного обогрева помещения - Функция Power steam: система усиленной вентиляции для равномерного обогрева кабины	
<b>STEAMBOX</b>	<b>→ 274</b>
<span></span>	
<b>Распылитель пара:</b> Nuvola Smart Power оборудован новым высокотехнологичным распылителем с вентиляцией для постоянного поддержания равномерной насыщенности и температуры пара.	
<b>Nuvola Smart Power</b> доступен в версиях мощностью от 2,5 до 36 кВт для помещений до 50 м3. Для более просторных помещений свяжитесь с Effegibi для разработки индивидуального проекта.	
<b>FEELGOOD</b>	<b>→ 249</b>
<span></span>	
<b>Элегантная координированная коллекция</b> для вашего персонального спа: турецкая баня, многофункциональный душ и хромотерапия. Все управление выведено на высокотехнологичную сенсорную панель Effegibi.	
<b>Характеристики:</b> - Координированная система для душевого пространства с парогенератором и многофункциональным душем - FeelGood можно сочетать с любым парогенератором Effegibi - Сенсорная панель управления с символами с задней подсветкой для управления всеми функциями	

<span>→</span> <b>4</b>
-------------------------

**Effegibi设计与生产具有尖端技术的桑拿浴和土耳其浴，已有超过25年的历史。**Effegibi是历史传统与未来创新的结合体。健康的理念、古老的桑拿和土耳其浴传统具有悠久的历史，如今Effegibi将这一切与尖端的技术和优雅的设计完美结合。在这场演变背后，有一家公司从1987年就开始专注于这个领域，并自豪的作为一家完全意大利本土的桑拿浴室和土耳其浴公司，专业提供相关产品的设计与生产。秉承这样的理念，Effegibi当之无愧地占据了此行业的领导地位，并获得世界各地客户的赞誉。Effegibi的尖端技术解决方案是最具特点的强项，不断寻求新技术来保证产品获得认证的超高品质、更长久寿命、极低维护频率以及超高效节能。不仅坚持寻求优异的产品品质与功能，Effegibi也同样重视产品的美观性与舒适度。桑拿房和土耳其浴室的设计具有简洁的线条，宽幅的玻璃面板的使用，将产品变成了室内陈列的优雅装饰物。使用的材料均为环保材料，杜绝使用塑料，所选木材均为优质等级，绝不滥砍滥伐或使用濒临灭绝的材料。Effegibi的卓越专长还体现在其严谨的定制解决方案上。

<span>→</span> <b>10</b>
--------------------------

<span>→</span> <b>11</b>
--------------------------

桑拿浴和土耳其浴可以给人体带来的益处相似，但是两种洗浴的起源及使用方法不尽相同

**芬兰桑拿浴**从北欧流行到全世界的一种洗浴仪式。在桑拿浴中，温度最高可以达到100°C，但是因为相对较低的湿度

( 20-30% )，这种热量被转化为如同温暖的怀抱一般，能帮助有效的放松肌肉并净化机体。从桑拿房中我们可以感受到木材散发出的自然香气，让我们缓缓的放松大脑，释放压力。“先打造桑拿浴室，再建造自己的家”。这句芬兰的古话，道出了芬兰桑拿浴这项高温干燥的洗浴方式，可以成为我们日常生活的健康中心。

**土耳其浴**水关乎健康，即使变成云雾状，环绕在人体四周的时候。早在远古时代，古希腊人、古罗马人以及中东人就将土耳其浴视作一种生活哲学。和桑拿浴相反，土耳其浴的湿度可以达到100%，但温度不会超过48°C。坐在大理石或石头上，周身雾气缭绕，通过温和的蒸汽的作用，呼吸变得顺畅，各种毒素都顺着汗液排出体外，在所处的环境中静静感知身体的呼唤。

<span>→</span> <b>21</b>
--------------------------

<span>→</span> <b>22</b>
--------------------------

结合桑拿浴、土耳其浴、淋浴为一体的整体模块系统：一款设计优雅而多变的真正专属私人洗浴空间

BodyLove系列的桑拿浴 + 土耳其浴组合，可以将门设置在不同方位，提供多种进入这两个空间的方式。

<span>→</span> <b>37</b>
--------------------------

桑拿浴和土耳其浴

内。BodyLove 系列可提供完善的定制方案，具备多种材料可供选择搭配。

功能多样，设计优雅，富有声望：Rodolfo Dordoni 大设计师在产品上进行签名，使得这套组合更具影响力。SPA空间可以完全按照您的想法进行定制，无论是私人的还是公共的，因为有了BodyLove这个系列，一款结合桑拿浴、土耳其浴、淋浴、休息区域为一体的整体模块系统，可以根据新的情况进行调整变换，甚至进行产品材料的定制。

Botticino米黄大理石台面上配置淋浴装置（出水口和控制器 + 淋浴），铜制漆面效果的不锈钢水钵，可以使人们在进进行蒸汽浴的同时，感受水的清新凉爽。

墙体结构可以使用两种不同的木材：天然铁杉木和经过热处理的白蜡树木，同时可以根据个人需求，在室内表面安装镜子。

和所有Effegibi产品一样，BodyLove系列提供多种个性化搭配及装饰材料的选择，实现真正的定制化空间。

<span>→</span> <b>37</b>
--------------------------

桑拿浴和土耳其浴

在一个解决方案中将桑拿浴与土耳其浴两种功能结合起来，并附带着一个优雅美观的淋浴走廊空间。Logica系列涵盖了SPA养生的所有功能，并将美观、科技与功能进行了完美结合。

特点：
- 桑拿浴、土耳其浴以及淋浴三合一系统。
- Aquasteam系列蒸汽发生器，全方位监控以提供高品质蒸汽。
- 淋浴花洒采用防水垢堵塞技

术，并配置渐进式阀芯的控水器和分水器。
- 选用优质材料：使用加拿大铁杉木，厚度为3.5mm的Slimtech®超薄陶瓷层压板，以及经过淬火处理的8mm厚的钢化玻璃门板。
- ESS-Effegibi 声控系统，可以直接从设备上控制播放的音乐（可选配置）。
- 提供三种标准的外观效果，或进行个人定制颜色。
- 产品功能完善，并且可以进行尺寸定制

<span>→</span> <b>69</b>
--------------------------

<span>→</span> <b>69</b>
--------------------------

Logica 系列高度融合了优雅完美的设计。桑拿浴及土耳其浴的设计，与您的家完美结合。

<span>→</span> <b>54</b>
--------------------------

<span>→</span> <b>54</b>
--------------------------

Logica 系列高度融合了优雅完美的设计。桑拿浴及土耳其浴的设计，与您的家完美结合。

i特点：
- 桑拿浴及土耳其浴完美结合。
- 配置Aquasteam系列蒸汽发生器，具备能源节约功能及锅炉自动清洗功能。
- 优质材料：优选加拿大铁杉木，厚度为3.5mm的Slimtech®陶瓷层压板，以及经过淬火处理的厚度为8mm的钢化玻璃门板。
- ESS-Effegibi 声控系统，可以直接从设备上控制播放的音乐（可选配置）。
- Logica SH 系列是家居SPA

<span>→</span> <b>101</b>
---------------------------

<span>→</span> <b>101</b>
---------------------------

生活的理想选择，彩色光疗系统将您带入多彩的世界。

<span>→</span> <b>101</b>
---------------------------

<span>→</span> <b>101</b>
---------------------------

特点：
- 芬兰桑拿浴及淋浴合二为一
- 整个桑拿空间均采用优质加拿大铁杉木，是用于芬兰桑拿浴最珍贵的木材。
- ESS-Effegibi 声控系统，可以直接从设备上控制播放的音乐（可选配置）。
- 桑拿浴可提供三种标准的外观效果，或进行个人定制。
- 桑拿浴及淋浴相互融合：营造舒服而功能强大的空间。

<span>→</span> <b>101</b>
---------------------------

<span>→</span> <b>101</b>
---------------------------

特点：
- One S 桑拿浴和 One H 湿蒸土耳其浴，可以在同一个环境里搭配使用，也可以根据需求单独使用；
- One H 湿蒸土耳其浴使用 Aquasteam 45型蒸汽发生器，提供高浓度且质地清洁的优质蒸汽。
- 使用超高品质材料：桑拿浴使用加拿大优质铁杉木，土耳其浴则使用厚度为3.5mm的Slimtech®超薄陶瓷层压板。

<span>→</span> <b>96</b>
--------------------------

Logica 湿蒸系列神奇的将土耳其浴与淋浴空间合为一体，使之成为我们日常生活中的健康空间。

<span>→</span> <b>96</b>
--------------------------

桑拿浴和土耳其浴

<span>→</span> <b>101</b>
---------------------------

<span>→</span> <b>101</b>
---------------------------

特点：
- One S 桑拿浴和 One H 湿蒸土耳其浴，可以在同一个环境里搭配使用，也可以根据需求单独使用；
- One H 湿蒸土耳其浴使用 Aquasteam 45型蒸汽发生器，提供高浓度且质地清洁的优质蒸汽。
- 使用超高品质材料：桑拿浴使用加拿大优质铁杉木，土耳其浴则使用厚度为3.5mm的Slimtech®超薄陶瓷层压板。

<span>→</span> <b>96</b>
--------------------------

<span>→</span> <b>96</b>
--------------------------

特点：
- 土耳其浴与淋浴空间融合为一体
- 使用高端技术Aquasteam系列蒸汽发生器
- 优质材料：土耳其浴系列使用厚度为3.5mm的Slimtech®超薄陶瓷层压板，密封门则采用经过淬火处理的8mm厚钢化玻璃。

<span>→</span> <b>96</b>
--------------------------

<span>→</span> <b>96</b>
--------------------------

Aquasteam系列蒸汽发生器的设计，具有紧凑而美观的特点。弧形玻璃面板上配置了碰触式按键和Led背透式灯光，操作简便，可视性强。Aquasteam系列还特别具备泉水输送功能，通过指尖的碰触，使冷水流入配置的树脂水钵内，这正与古老的土耳其浴传统相呼应。

<span>→</span> <b>96</b>
--------------------------

淋浴空间的桑拿浴，完全准确地遵照芬兰传统桑拿浴进行设计。

<span>→</span> <b>110</b>
---------------------------

<span>→</span> <b>110</b>
---------------------------

两款产片来源于同一个优雅而理性的设计：One S桑拿浴系列功能丰富，One H 湿蒸系列则展现出外观与技术的完美结合。两款SPA可以轻松而完美的结合在一起，打造理想的个人或公共SPA洗浴空间，可以根据项目情况进行灵活搭配。

<span>→</span> <b>110</b>
---------------------------

<span>→</span> <b>110</b>
---------------------------

特点：
- 通过认证的整体桑拿房，使用珍贵的加拿大铁杉木，以及厚度为10mm的经过淬火处理的低排放钢化玻璃。
- 桑拿浴室正面、门、顶部均采用玻璃面板，赋予了SKY系列极度透明而轻盈的感受。

<span>→</span> <b>123</b>
---------------------------

<span>→</span> <b>123</b>
---------------------------

SKY 系列的新款桑拿房，更大范围采用玻璃面板：营造了一个明亮、舒适的透明角落。

<span>→</span> <b>123</b>
---------------------------

特点：
- 通过认证的整体桑拿房，使用珍贵的加拿大铁杉木，以及厚度为10mm的经过淬火处理的低排放钢化玻璃。
- 桑拿浴室正面、门、顶部均采用玻璃面板，赋予了SKY系列极度透明而轻盈的感受。

<span>→</span> <b>123</b>
---------------------------

桑拿浴室的外观

<span>→</span> <b>110</b>
---------------------------

<span>→</span> <b>110</b>
---------------------------

桑拿浴室的外观具有极为广泛的适用性，大范围的玻璃面板可以直达浴室顶端：为您创造一个明亮而轻盈的桑拿浴室，适合与任意环境完美搭配。

<span>→</span> <b>110</b>
---------------------------

<span>→</span> <b>110</b>
---------------------------

特点：
- 通过认证的整体桑拿房，使用珍贵的加拿大铁杉木，以及厚度为10mm的经过淬火处理的低排放钢化玻璃。
- 桑拿浴室正面、门、顶部均采用玻璃面板，赋予了SKY系列极度透明而轻盈的感受。

<span>→</span> <b>123</b>
---------------------------

<span>→</span> <b>123</b>
---------------------------

SKY 系列的新款桑拿房，更大范围采用玻璃面板：营造了一个明亮、舒适的透明角落。

<span>→</span> <b>123</b>
---------------------------

特点：
- 通过认证的整体桑拿房，使用珍贵的加拿大铁杉木，以及厚度为10mm的经过淬火处理的低排放钢化玻璃。
- 桑拿浴室正面、门、顶部均采用玻璃面板，赋予了SKY系列极度透明而轻盈的感受。

<span>→</span> <b>123</b>
---------------------------

桑拿浴室的外观



<b>AIR</b>	<b>→ 133</b>
------------	--------------

Air 系列桑拿浴为原创现代设计，悬空式座椅，对称式结构线条，居中式桑拿炉：简洁轻便是一款桑拿房的主要特点。

**特点**  
- 新款桑拿房印有设计师 Talocci的签名。  
- 悬空长椅使得设计更显轻巧，并且桑拿房可以安装在已经铺好地板的地面上。

- 居中式桑拿炉使得Air系列桑拿房成为相聚的休闲场所，人们可以在相互陪伴下休息放松。  
- 内部及墙板选用产自立陶宛的天然或热恒温处理的白杨木材，使得此款桑拿房长久耐用。  
- ESS-Effegibi声音系统，可以在自己的设备上控制播放的音乐（可选配置）。  
- 长凳的层次在桑拿房外成为搭放毛巾或可用的背靠。  
- 桑拿房表面大范围采用经过高温淬火处理的钢化玻璃，厚度为10mm。  
- 长椅下置的LED背光灯使得整个环境显得尤为轻松而愉悦。

<b>GYM</b>	<b>→ 147</b>
------------	--------------

<b>BIOSAUNA</b>	<b>→ 170</b>
-----------------	--------------

完全采用芬兰珍贵的云杉木或加拿大无结铁杉木制成，Auki系列展现了北欧传统古老的桑拿浴与现代设计的完美结合。

**特点:**  
- 通过IMQ认证的整体桑拿房，使用优质加拿大铁杉木，持久耐用。  
- 长凳及保护装置均采用易拆卸系统，用来方便进行日常清理。  
- 配置宽幅的门板并采用更为坚固的铰链，方便多人同时通过。

证选择的木材在长期使用中，依然能保持桑拿起初的外观特点及使用特性。从加拿大铁杉木到传统的瑞典云杉木，Effegibi精心挑选出十多种优质木材，所有材料均通过严格的质量把控，以保证卓越的产品质量标准。

- 桑拿房置于四周用铝条围起的地台上，以避免木材与地板直接接触。  
- ESS-Effegibi声音系统，可以在自己的设备上控制播放的音乐（可选配置）。  
- 多种选择，适用于各种环境甚至大空间定制。

<b>AUKI</b>	<b>→ 155</b>
-------------	--------------

生态桑拿浴系列 Biosauna 生态桑拿浴是桑拿浴的一种，通常温度可达到50°C到60°C，湿度可达到60 / -70%。通过内置蒸汽生成器，对喜欢的温度进行设置，Biosauna生态桑拿炉可以创造温度与湿度的完美平衡。

**特点:**  
- 通过IMQ认证的整体桑拿房，使用珍贵的木材及经过淬火处理的低排放钢化玻璃，厚度为8mm。  
- 内部及外部墙体可由不同宽度的木条组成，极具特色。  
- ESS-Effegibi声音系统，可以在自己的设备上控制播放的音乐（可选配置）。  
- Auki 适用于已有空间的需求，也可根据实际情况提供尺寸定制。

<b>TOPKAPI</b>	<b>→ 175</b>
----------------	--------------

<b>NATURAL MATERIALS</b>	<b>→ 163</b>
--------------------------	--------------

<b>TRANSFORM YOUR SHOWER INTO A HAMMAM</b>	<b>→ 216</b>
--	--------------

**天然材料**  
桑拿浴需要经受很高的温度，可以达到100°C的室内温度。因此，所选材料必须保证极高的质量。Effegibi的桑拿浴室从不使用塑料材料，因为随着温度的不断升高，从塑料中可能释放出有毒物质。相反，使用天然木材可以保证健康的环境，舒适的触感，经久耐用而不变形。

**木材的选择**  
制作桑拿房所选用的木材，需要具备承受高温，且在温度高低变化下依然稳定不变形的特点。Effegibi内部严格执行所有必要测试，以保证

石，配置抛光铜漆面处理的不锈钢水钵。

- Topkapi 系列配置Effegibi声音系统（EES），可在自己的设备上控制播放的音乐（可选配置）。  
- 带背光灯的碰触式控制面板，用来调节蒸汽、温度、灯光及彩色光谱疗法。  
- 蒸汽发生器嵌入在大理石柱体内，符合统一的质量标准。

大理石材是整个Topkapi系列的主角，正如最古老而奢华的土耳其传统浴室也采用大理石材一样。这种非凡的材料，具有极长的使用寿命和高度的耐磨性，材质本身良好的触感更增添了进行土耳其浴时的享受。

经过专业配置的整体土耳其浴室系列，内含淋浴及彩色光谱疗法系统，是完整打造居家健康SPA的理想选择。

<b>H</b>	<b>→ 185</b>
----------	--------------

经过专业配置的整体土耳其浴室系列，内含淋浴及彩色光谱疗法系统，是完整打造居家健康SPA的理想选择。

**特点:**  
- 土耳其浴配置了淋浴和彩色光谱疗法。  
- 采用Aquasteam技术蒸汽发生器：提供全方位监控的高品质蒸汽。

- 内部装饰采用3.5mm的Slimtech®超薄陶瓷层压板，门板采用经过淬火处理的8mm厚钢化玻璃。  
- 提供三种不同颜色的边框漆面。

**特点:**  
- 淋浴空间舒适而功能性强，配置恒温控水器、手持花洒以及42x42cm头顶花洒，提供雨式出水和雨雾出水模式。  
- 超高品质材料：3种不同的大理石材料可供选择，不锈钢框架，经过淬火处理的钢化玻璃，缅甸天然柚木座椅  
- 内部玻璃可提供两种表面处理：镜面效果和白色效果  
- 外部玻璃面可采用完全透明效果，或半哑光雨水效果。  
- Topkapi 系列采用优等大理

石，配置抛光铜漆面处理的不锈钢水钵。

- Topkapi 系列配置Effegibi声音系统（EES），可在自己的设备上控制播放的音乐（可选配置）。  
- 带背光灯的碰触式控制面板，用来调节蒸汽、温度、灯光及彩色光谱疗法。  
- 蒸汽发生器嵌入在大理石柱体内，符合统一的质量标准。

大理石材是整个Topkapi系列的主角，正如最古老而奢华的土耳其传统浴室也采用大理石材一样。这种非凡的材料，具有极长的使用寿命和高度的耐磨性，材质本身良好的触感更增添了进行土耳其浴时的享受。

经过专业配置的整体土耳其浴室系列，内含淋浴及彩色光谱疗法系统，是完整打造居家健康SPA的理想选择。

<b>H</b>	<b>→ 185</b>
----------	--------------

经过专业配置的整体土耳其浴室系列，内含淋浴及彩色光谱疗法系统，是完整打造居家健康SPA的理想选择。

**特点:**  
- 土耳其浴配置了淋浴和彩色光谱疗法。  
- 采用Aquasteam技术蒸汽发生器：提供全方位监控的高品质蒸汽。

- 内部装饰采用3.5mm的Slimtech®超薄陶瓷层压板，门板采用经过淬火处理的8mm厚钢化玻璃。  
- 提供三种不同颜色的边框漆面。

**特点:**  
- 淋浴空间舒适而功能性强，配置恒温控水器、手持花洒以及42x42cm头顶花洒，提供雨式出水和雨雾出水模式。  
- 超高品质材料：3种不同的大理石材料可供选择，不锈钢框架，经过淬火处理的钢化玻璃，缅甸天然柚木座椅  
- 内部玻璃可提供两种表面处理：镜面效果和白色效果  
- 外部玻璃面可采用完全透明效果，或半哑光雨水效果。  
- Topkapi 系列采用优等大理

<b>TOUCH&amp;STEAM</b>	<b>→ 205</b>
------------------------	--------------

可安装在任何淋浴间或蒸汽室的Touch&steam蒸汽发生器，是一款设计优雅而轻盈

的专业蒸汽设备，是当今生产蒸汽的最先进技术。

<b>AQUASTEAM</b>	<b>→ 219</b>
------------------	--------------

**特点**  
- 蒸汽发生器配置彩色光谱疗法及香氛疗法。  
- Effegibi技术研发的蒸汽发生器：严格控制蒸汽的质量、浓度及清洁度。

- 空气推送系统可以保证蒸汽房内的温度平均分布。  
- 锅炉自动清洗功能可以降低维护频率，以及减少石灰石的生成与堆积。  
- 设计优雅而紧凑，仅由一块丝网钢化玻璃面板制成，可见厚度仅为3.7cm。  
- 触摸式控制面板，配置背光式图标以及温度指示器。  
- ESS-Effegibi声音系统，可在自己的设备上控制播放的音乐（可选配置）。  
- 暖浴功能：配置预加热系统，通过热风推送来预先加热空间的温度。  
- 可以和Effegibi品牌的任意门板及玻璃面板进行搭配，尤其适用于专业土耳其浴室设计。

门板和玻璃：  
Touch&Steam 系列可安装在任何土耳其浴内：从家庭的淋浴间到更大的健康空间，以及特殊定制类的空间。给蒸汽浴室配置专用的蒸汽密封门板和玻璃，是使蒸汽完全锁定在浴室内并与外界新鲜空气进行交换的根本保障。

<b>EASYSYSTEM</b>	<b>→ 227</b>
-------------------	--------------

一款设计优雅而结构紧凑的蒸汽发生器，Easystem系列安装简单，技术先进，使用方便。

<b>TRANSFORM YOUR SHOWER INTO A HAMMAM</b>	<b>→ 216</b>
--	--------------

**特点**  
- 配有香氛功能的蒸汽发生器。  
- Effegibi技术研发的蒸汽发生器：严格控制蒸汽的质量、浓度及清洁度。  
- 锅炉自动清洗功能可以降低维护频率并延长使用寿命。  
- 设计优雅而紧凑，仅由一块丝网钢化玻璃面板制成，可见厚度仅为3.7cm。  
- 触摸式控制面板，配置背光式图标以及温度指示器。  
- 预留彩色光谱疗法系统选配

将自家浴室变成理想的土耳其蒸汽浴室的秘密所在，就是安装具有完好密封功能的蒸汽房专用门板，即保证了浴室内部的蒸汽不外泄，也保证了与外界新鲜空气定量的交换。Effegibi研发了一系列蒸汽房专用门板，用于维

持浴室内蒸汽的浓度以及有效降低能耗。

<b>AQUASTEAM</b>	<b>→ 219</b>
------------------	--------------

一块弧形折弯的玻璃触控面板，水流及水钵的配置使得Aquasteam系列蒸汽发生器更加实用且操作便捷，可与任意外饰面完美搭配。

**特点**  
- 带流水系统的蒸汽发生器，水钵以及香氛疗法  
- Effegibi技术研发的蒸汽发生器：严格控制蒸汽的质量、浓度及清洁度。

- 锅炉自动清洗功能可以降低维护频率并延长使用寿命。  
- 设计优雅而紧凑，仅由一块丝网钢化玻璃面板制成，可见厚度仅为3.7cm。  
- 触摸式控制面板，配置背光式图标以及温度指示器。  
- 预留彩色光谱疗法系统选配连接接口。  
- 可以和Effegibi品牌的任意门板及玻璃面板进行搭配，尤其适用于专业土耳其浴室设计。

高功率蒸汽发生器，需放置于土耳其浴室外部：成熟的先进技术及自动清洁功能，使得Nuvola Smart Power系列蒸汽发生器在同类产品中占据遥遥领先的地位。

<b>NUVOLA SMART POWER</b>	<b>→ 235</b>
---------------------------	--------------

**特点:**  
- 适用于大范围空间的专业外置蒸汽发生器。  
- 保证3000小时运行无需进行产品维护。  
- 通过新型排风系统，可使蒸汽浓度及温度时刻处于理想状态。

- ODS开门感应功能：如果检测到蒸汽门处于打开状态，蒸汽发生器将会自动停止产生蒸汽。  
- SWF智能供水功能：此功能可以对加热锅炉优化利用，并达到最大化节能及延长使用的效果。

- 自动热阻控制功能，可保证长时间使用过程中蒸汽的均匀分布。  
- 配有背光图标的碰触式控制面板以及温度指示器。  
- Nuvola Smart Power 系统也适用于在墙体内预埋起来，因此可以按照实际空间大小提供定制化解决方案。

**特点**  
- 配有香氛功能的蒸汽发生器。  
- Effegibi技术研发的蒸汽发生器：严格控制蒸汽的质量、浓度及清洁度。  
- 锅炉自动清洗功能可以降低维护频率并延长使用寿命。  
- 设计优雅而紧凑，仅由一块丝网钢化玻璃面板制成，可见厚度仅为3.7cm。  
- 触摸式控制面板，配置背光式图标以及温度指示器。  
- 预留彩色光谱疗法系统选配

连接口。  
- 可以和Effegibi品牌的任意门板及玻璃面板进行搭配，尤其适用于专业土耳其浴室设计。

正如所有的碰触式产品一样，Easystem蒸汽发生器也在产品边缘设计了盛放精油的容器，以提供美妙的香芬治疗体验。香氛疗法存在的几个世纪以来，已被证实具有实际功效。土耳其浴中使用的香氛精油，可以给人体及大脑带来唤醒、清新、促进、放松的感受。

<b>FEELGOOD</b>	<b>→ 249</b>
-----------------	--------------

<b>NUVOLA SMART POWER</b>	<b>→ 235</b>
---------------------------	--------------

为您的健康空间特别打造的优雅设计：土耳其浴、多功能彩色光谱淋浴花洒，均由Effegibi研发的高科技触控面板进行管理。

**特点:**  
- 专为蒸汽浴室打造的多功能淋浴花洒。FeelGood淋浴花洒可以和Effegibi品牌任何一款蒸汽发生器搭配使用。

- 碰触式控制面板，配置背光图标，以控制所有功能的使用（淋浴、蒸汽、灯光）。  
- 淋浴花洒有3种出水方式：雨水效果，瀑布效果以及迷雾效果。  
- FeelGood淋浴花洒适用于定制的空间，安装方便。

**特点:**  
- 适用于大范围空间的专业外置蒸汽发生器。  
- 保证3000小时运行无需进行产品维护。

- 通过新型排风系统，可使蒸汽浓度及温度时刻处于理想状态。  
- ODS开门感应功能：如果检测到蒸汽门处于打开状态，蒸汽发生器将会自动停止产生蒸汽。  
- SWF智能供水功能：此功能可以对加热锅炉优化利用，并达到最大化节能及延长使用的效果。  
- 自动热阻控制功能，可保证长时间使用过程中蒸汽的均匀分布。  
- 配有背光图标的碰触式控制面板以及温度指示器。  
- Nuvola Smart Power 系统也适用于在墙体内预埋起来，因此可以按照实际空间大小提供定制化解决方案。

**特点**  
- OmniasteamTouch蒸汽发生器将设计、科技、简易安装集于一体，适合不同需求。

蒸汽扩散装置：  
Nuvola Smart Power 配备了一款新型高科技蒸汽散发装置，其中包括送风功能，这样保持蒸汽的浓度与温度均匀分布。

Nuvola Smart Power系列的可用功率从2.5kw到36kw不等，适用的最大使用空间可达到50立方米。如果需使用于更大的空间，可直接向Effegibi工厂进行咨询，研究可行的客户解决方案。

<b>FEELGOOD</b>	<b>→ 249</b>
-----------------	--------------

<b>NUVOLA SMART POWER</b>	<b>→ 235</b>
---------------------------	--------------

为您的健康空间特别打造的优雅设计：土耳其浴、多功能彩色光谱淋浴花洒，均由Effegibi研发的高科技触控面板进行管理。

**特点:**  
- 专为蒸汽浴室打造的多功能淋浴花洒。FeelGood淋浴花洒可以和Effegibi品牌任何一款蒸汽发生器搭配使用。

- 碰触式控制面板，配置背光图标，以控制所有功能的使用（淋浴、蒸汽、灯光）。  
- 淋浴花洒有3种出水方式：雨水效果，瀑布效果以及迷雾效果。  
- FeelGood淋浴花洒适用于定制的空间，安装方便。

**特点:**  
- 适用于大范围空间的专业外置蒸汽发生器。  
- 保证3000小时运行无需进行产品维护。

- 通过新型排风系统，可使蒸汽浓度及温度时刻处于理想状态。  
- ODS开门感应功能：如果检测到蒸汽门处于打开状态，蒸汽发生器将会自动停止产生蒸汽。  
- SWF智能供水功能：此功能可以对加热锅炉优化利用，并达到最大化节能及延长使用的效果。  
- 自动热阻控制功能，可保证长时间使用过程中蒸汽的均匀分布。  
- 配有背光图标的碰触式控制面板以及温度指示器。  
- Nuvola Smart Power 系统也适用于在墙体内预埋起来，因此可以按照实际空间大小提供定制化解决方案。

**特点**  
- OmniasteamTouch蒸汽发生器将设计、科技、简易安装集于一体，适合不同需求。

– 提供两种款式: 门及蒸汽柱 ( 88x198 cm ), 或

门、蒸汽柱及固定玻璃板 ( 145x198 cm )。

- 带背光图标的触碰式控制面板, 控制所有的功能。

- 暖浴功能: 带预热功能的热风推送系统。

- 强力蒸汽功能: 利用送风系统, 减小温度分层, 使浴室内的温度均匀分布。

<b>STEAMBOX</b>	<b>→ 274</b>
-----------------	--------------

蒸汽箱
Steambox 蒸汽箱的设计充满着天赋性的创造, 实现了结构墙体的快速安装及与外部的完美隔离, 可以保证内部的最佳温度和蒸汽质量。整套蒸汽箱包含不同厚度的聚苯乙烯保温板 ( 5cm和 10cm厚度 ), 其上附有织网并用水泥封层, 配置带铺设好排水管道的浴室地面, 以及具有倾斜角度的浴室屋顶。整套包装内包括箱体粘接及防水操作的必备材料。蒸汽箱的表面还可以用客户选定的瓷砖或马萨克进行装饰, 有多种组合方式, 也可以选择不同款式的蒸汽发生器, 以及专门研发的Spazio无框门板进行组合。

<b>ESS</b>	<b>→ 278</b>
------------	--------------

Effegibi声音系统
将Effegibi的音响装置与平板或智能手机连接, 就可以在土耳其浴室内或指定环境里, 聆听自己喜爱的音乐。通过预置在结构内的扬声器, 可以在土耳其浴室内欣赏音乐。此音响系统配置两个音箱, 可以和浴室内的扬声器自行匹配, 无需安装软件或进行特殊连接。

– 提供两种款式: 门及蒸汽柱 ( 88x198 cm ), 或

门、蒸汽柱及固定玻璃板 ( 145x198 cm )。

<b>ECC</b>	<b>→ 279</b>
------------	--------------

Effegibi 舒适控制系统
Effegibi 的每一款蒸汽发生器都配置了这个系统, 只需在平板或智能手机上下载 Effegibi应用软件, 就可以远程控制管理自己的土耳其浴室。在家中其他地方, 可以通过设置开启时间、温度、喜好的灯光, 设定自己最舒适的模式。另外, 如果土耳其浴室内覆盖无线wifi信号, 可以在任何位置进行远程设置 ( 办公室里、汽车里, 等等 )。最后, Effegibi的应用软件, 还可以提供给用户更多的产品使用信息: 从如何更好的使用土耳其浴, 到土耳其浴的功效, 以及介绍土耳其浴的历史及洗浴仪式。

<b>DOORS AND GLASS PANELS</b>	<b>→ 282</b>
-------------------------------	--------------

<b>专用门和玻璃</b>	
---------------	--

Effegibi 特殊研发的蒸汽浴专用门, 可以完美地避免蒸汽外溢, 同时保证适量空气的正常循环。不锈钢材质边框以及8mm厚度的钢化玻璃, 不仅经久耐用, 更与各种装饰风格百搭。使用

Effegibi研发的专业蒸汽门, 还可以将家用淋浴空间, 通过简单改造, 升级成完美的土耳其浴空间。

<b>SEATING AND SPRINGS</b>	<b>→ 291</b>
----------------------------	--------------

– 提供两种款式: 门及蒸汽柱 ( 88x198 cm ), 或

门、蒸汽柱及固定玻璃板 ( 145x198 cm )。

– 提供两种款式: 门及蒸汽柱 ( 88x198 cm ), 或

门、蒸汽柱及固定玻璃板 ( 145x198 cm )。

<b>OTHER ACCESSORIES</b>	<b>→ 296</b>
--------------------------	--------------

配饰
Effegibi 还在桑拿房和土耳其浴室的配件上有所研究, 例如沙发、躺床、桌子和长椅, 用来搭配您的健康中心所具有的独特风格。

<b>AROMATERAPHY</b>	<b>→ 301</b>
---------------------	--------------

香氛
Effegibi 所有产品都预先设计了香氛散播装置, 以完善桑拿浴和土耳其浴的魔幻的气氛。

<b>SEATING AND SPRINGS</b>	<b>→ 291</b>
----------------------------	--------------

<b>SEATING AND SPRINGS</b>	<b>→ 291</b>
----------------------------	--------------

<b>SEATING AND SPRINGS</b>	<b>→ 291</b>
----------------------------	--------------

<b>SEATING AND SPRINGS</b>	<b>→ 291</b>
----------------------------	--------------

<b>SEATING AND SPRINGS</b>	<b>→ 291</b>
----------------------------	--------------

<b>SEATING AND SPRINGS</b>	<b>→ 291</b>
----------------------------	--------------

<b>SEATING AND SPRINGS</b>	<b>→ 291</b>
----------------------------	--------------

<b>SEATING AND SPRINGS</b>	<b>→ 291</b>
----------------------------	--------------





# Steam generator features

	TOUCH&STEAM	EASYSTEAM	AQUASTEAM	NUVOLA SMART POWER	OMNIASTEAM
POWER STEAM FUNCTION Steam diffusion and forced ventilation heating system	✓			✓	✓
RWF - Regulating water flow Can work on a wide range of water system with different pressures	✓	✓	✓	✓	✓
SWF - Smart Water Filling Optimised management of boiler filling	✓	✓	✓	✓	✓
SBC - Smart Boiler Cleaning Dilution and intermediate rinsing processes not time controlled but based on real need	✓	✓	✓	✓	✓
SEC - Smart Energy Control Evenly spaced on/off periods for the heating elements	✓	✓	✓	✓	✓
ODS - Open Door Sensor				✓	✓
Steam diffuser with adjustable flaps to control the outgoing steam direction				✓	
Additional temperature probe				✓	
ECC - Effegibi Comfort Control The turkish bath can be remotely controlled from your tablet or smartphone	✓	✓	✓	✓	✓
ESS - Effegibi Sound System The sound is transmitted inside the Hammam by the Effegibi Docking Station	✓				
Container for essential oils	✓	✓	✓	✓	✓
Steam output led light	✓	✓	✓	✓	
Touch-screen control panel with backlit icons and temperature gauge	✓	✓	✓	✓	✓
Lighting system with led RGB colour therapy	✓				✓
CALDO DOCCIA FUNCTION Unit pre-heating function with forced ventilation heating system	✓				✓
Waterfall spring with controlled backlit water flow			✓		



**Thanks to:**

Lea Ceramiche  
 Ceramiche Mutina  
 Ceramica Sant'Agostino  
 Fratelli Fantini  
 Falper  
 Spencer Contract

**Special thanks to:**

Relais & Châteaux Rosa Alpina, San Cassiano  
 La Casa del Porto, Lovere  
 Tenuta Le Cave, Tregnago  
 Excelsior Hotel Gallia, Milan

**Art direction & graphic design:**

Zup

**Printing:**

OGM, Padova

**Photo:**

Simone Casetta

Andrea Martiradonna

P. 90-91

Mauro Motty

P. 58-59, 60-61

Giorgio Salvadori

P. 64-65, 66-67, 164-165, 266-267

Michele Tortoioli

P. 174-175, 181, 183

Max Zambelli

P. 177, 180

**33 Multimedia Studio**

P. 55, 93, 95, 97, 111, 114-115, 116, 117,  
 146, 149, 150-151, 271, 272-273, 289, 297

**Effegibi archives**

P. 88-89, 131, 166-167, 264-265

The images and data contained in this catalogue are merely a guide and may be changed at any time without notice.

Effegibi: all rights reserved  
 Total or partial reproduction of the text or illustrations in this catalogue is prohibited and subject to legal sanctions.

Le immagini e i dati contenuti nel presente catalogo sono da ritenersi indicativi e possono subire variazioni anche senza alcun preavviso.

Effegibi: tutti i diritti riservati  
 Ogni riproduzione totale o parziale dei contenuti del presente catalogo, sia di testo che di immagine, è vietata e sarà perseguita a termini di legge.

**effegibi®**  
 PERFECT WELLNESS

Distributed by



6 Manita House, Broad Avenue, Belle Rose,  
Quatre Bornes 72208. Mauritius  
T: (230) 5449 1700 | F: (230) 467 1314  
info@alivesports.org | www.alivesports.org

a partner of  
AQUA COOLER Les Espaces bleus